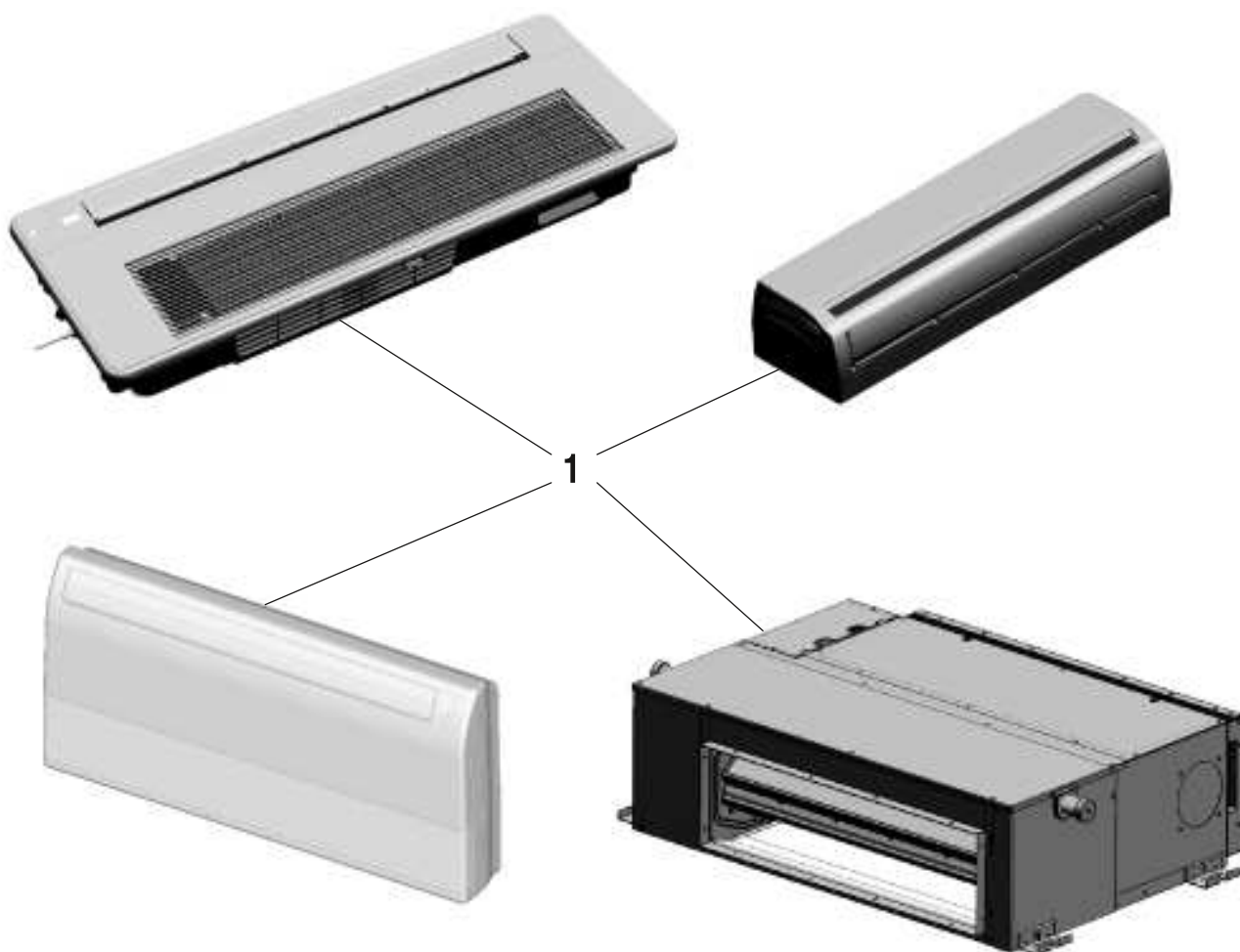


AF-1 IDU



8738893495.aa.RO

[de] Wichtige Hinweise zur Installation/Montage

Die Installation/Montage muss durch eine für die Arbeiten zugelassene Fachkraft unter Beachtung der geltenden Vorschriften erfolgen.

[en] Important notes on installation/assembly

The installation/assembly must be carried out by a qualified contractor, following these instructions and in compliance with the applicable regulations.

[fr] Instructions importantes pour l'installation/le montage

L'installation/le montage doit être effectué(e) par un spécialiste qualifié pour les opérations concernées et dans le respect de la présente notice et des prescriptions applicables.

[bg] Важни указания във връзка с инсталацията/монтажа

Инсталацията/монтажът трябва да се извършва от лицензиран за работите специалист в съответствие с настоящото ръководство и с приложените разпоредби.

[cs] Důležité pokyny k instalaci/montáži

Instalaci/montáž musí při dodržení pokynů uvedených v tomto návodu a platných předpisů provést odborný pracovník s příslušným oprávněním pro tyto práce.

[da] Vigtige anvisninger til installationen/monteringen

Installationen/monteringen skal foretages af en godkendt installatør under overholdelse af denne vejledning og de gældende forskrifter.

[el] Σημαντικές υποδείξεις για την εγκατάσταση/συναρμολόγηση

Η εγκατάσταση/τοποθέτηση πρέπει να ανατίθεται σε εκπαιδευμένο για τις συγκεκριμένες εργασίες τεχνικό προσωπικό με τήρηση αυτών των οδηγιών καθώς και των σχετικών προδιαγραφών.

[es] Indicaciones importantes para instalación/montaje

La instalación/el montaje debe realizarla personal especializado que esté autorizado para realizar estos trabajos y que tenga en cuenta estas instrucciones y la normativa vigente.

[et] Olulised juhised paigaldamiseks/montaažiks

Paigaldamist/montaaži tohib läbi viia vaid selleks volitusi omav spetsialist, arvestades kehtivaid nõudeid.

[nl-BE] Belangrijke aanwijzingen betreffende de installatie/montage

De installatie/montage moet worden uitgevoerd door een voor de werkzaamheden geautoriseerde installateur rekening houdend met deze handleiding en de geldende voorschriften.

[fi] Tärkeitä asennus- ja kokoonpano-ohjeita

Näihin töihin hyväksytyt ammattiasentajan pitää suorittaa asennus- ja kokoonpanotyöt voimassa olevien määräysten mukaisesti.

[hu] Fontos tudnivalók az installálás/hoz/szereléshez

A telepítést/szerelést egy, a munkálatokra felhatalmazott szakembernek kell végeznie, jelen utasítás és az érvényes előírások figyelembevételével.

[it] Avvertenze importanti per l'installazione/il montaggio

L'installazione/il montaggio deve aver luogo ad opera di una ditta specializzata ed autorizzata in osservanza di queste istruzioni e delle direttive vigenti.

[ka] მნიშვნელოვანი მითითებები ინსტალაციისთვის/მონტაჟისთვის

ინსტალაცია/მონტაჟი უნდა განხორციელდეს სამუშაოებისთვის დაშვებული კვალიფიციური პერსონალის მიერ, მოქმედი განაცხადის დაცვით.

[it] Svarbios instaliavimo ir (arba) montavimo nuorodos

Instaliavimo/montavimo darbus, laikydamiesi šios instrukcijos reikalavimų ir galiojančių taisyklių, privalo atlikti šioms darbams įgalioti specialistai.

[sq] Shënime të rëndësishme për instalimin/montimin

Instalimi/montimi duhet të bëhet nga një kontraktues i kualifikuar, duke ndjekur këto udhëzime dhe në përputhje me rregulloret në fuqi.

[lv] Svarīgi norādījumi par iekārtas uzstādīšanu / montāžu

Uzstādīšanu/montāžu jāveic atbilstošajiem darbiem sertificētam speciālistam, ievērojot šo instrukciju un spēkā esošos noteikumus.

[nl] Belangrijke aanwijzingen betreffende de installatie/montage

De installatie/montage moet door een erkend installateur volgens de geldende voorschriften worden uitgevoerd.

[no] Viktig informasjon om installasjon/montering

Installasjonen/monteringen skal gjennomføres av autoriserte installatører, og installasjonsanvisningen samt gjeldende forskrifter skal følges.

[pl] Ważne wskazówki dotyczące instalacji/montażu

Instalację/montaż powinien wykonać specjalista uprawniony do tego typu prac z uwzględnieniem informacji podanych w niniejszej instrukcji oraz aktualnie obowiązujących przepisów.

[pt] Indicações importantes relativas à instalação/montagem

A instalação/montagem deve ser efectuada por um técnico autorizado para os trabalhos, respeitando este manual e as prescrições válidas.

[ro] Indicații importante privind instalarea/montajul

Instalarea/montajul trebuie realizate de către un specialist autorizat pentru lucrările respective, respectându-se prezentele instrucțiuni și prescripțiile valabile.

[ru] Важные указания по подключению/монтажу

Подключение/монтаж должны выполнять только специалисты, имеющие допуск к выполнению таких работ, при соблюдении требований этой инструкции и действующих норм и правил.

[sk] Dôležité pokyny týkajúce sa inštalácie/montáže

Inštaláciu/montáž musí vykonať odborný personál, ktorý má oprávnenie pre výkon týchto prác, pričom musí dodržiavať pokyny uvedené v tomto návode a platné predpisy.

[sl] Pomembni napotki za namestitvev/montažo

Inštalacijo/montažo lahko izvede samo pooblaščen strokovnjak ob upoštevanju teh navodil in veljavnih predpisov.

[sr] Važna uputstva za ugradnju i montažu

Ovu instalaciju/montažu moraju da obave stručna lica koja su ovlašćena za obavljanje takvih radova u skladu sa ovim uputstvom i važećim propisima.

[sv] Viktiga anvisningar för installation/montering

Installationen/monteringen måste utföras av en behörig och tekniskt utbildad person enligt denna anvisning samt gällande föreskrifter.

[tr] Kurulum/Montaj ile ilgili önemli uyarılar

Kurulum/montaj, bu çalışmalarını yapmasına müsaade edilen uzman kişiler tarafından işbu kılavuz ve geçerli yönetmelikler dikkate alınarak yapılmalıdır.

[uk] Важливі вказівки щодо установки/монтажу

Встановлення/монтаж повинні виконувати фахівці, що допущені до виконання таких робіт, із дотриманням цієї інструкції та діючих приписів.

[zh] 安装方面的重要提示

安装和组装工作必须由经过许可的专业人员进行，同时必须遵守本说明书和现行法规的相关要求

[ar] ملاحظات هامة للتثبيت/التجميع
يجب أن يتم التثبيت/التجميع من قبل متخصص مصرح له بالعمل، مع مراعاة اللوائح السارية.

[fa] تذکرات مهم درباره نصب/مونتاژ
نصب/مونتاژ باید توسط فردی حرفه ای که مجاز به انجام این کار است، و همچنین با توجه کامل به مقررات مربوطه انجام شود.

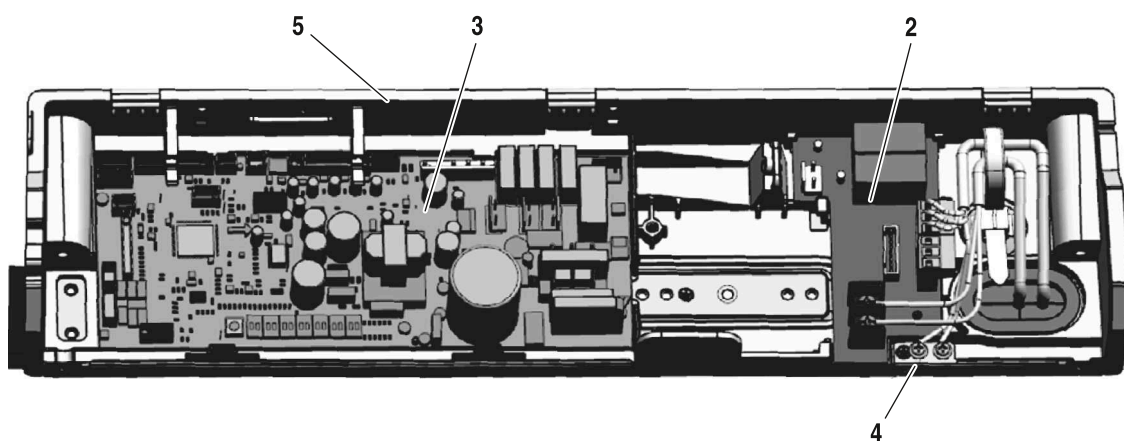
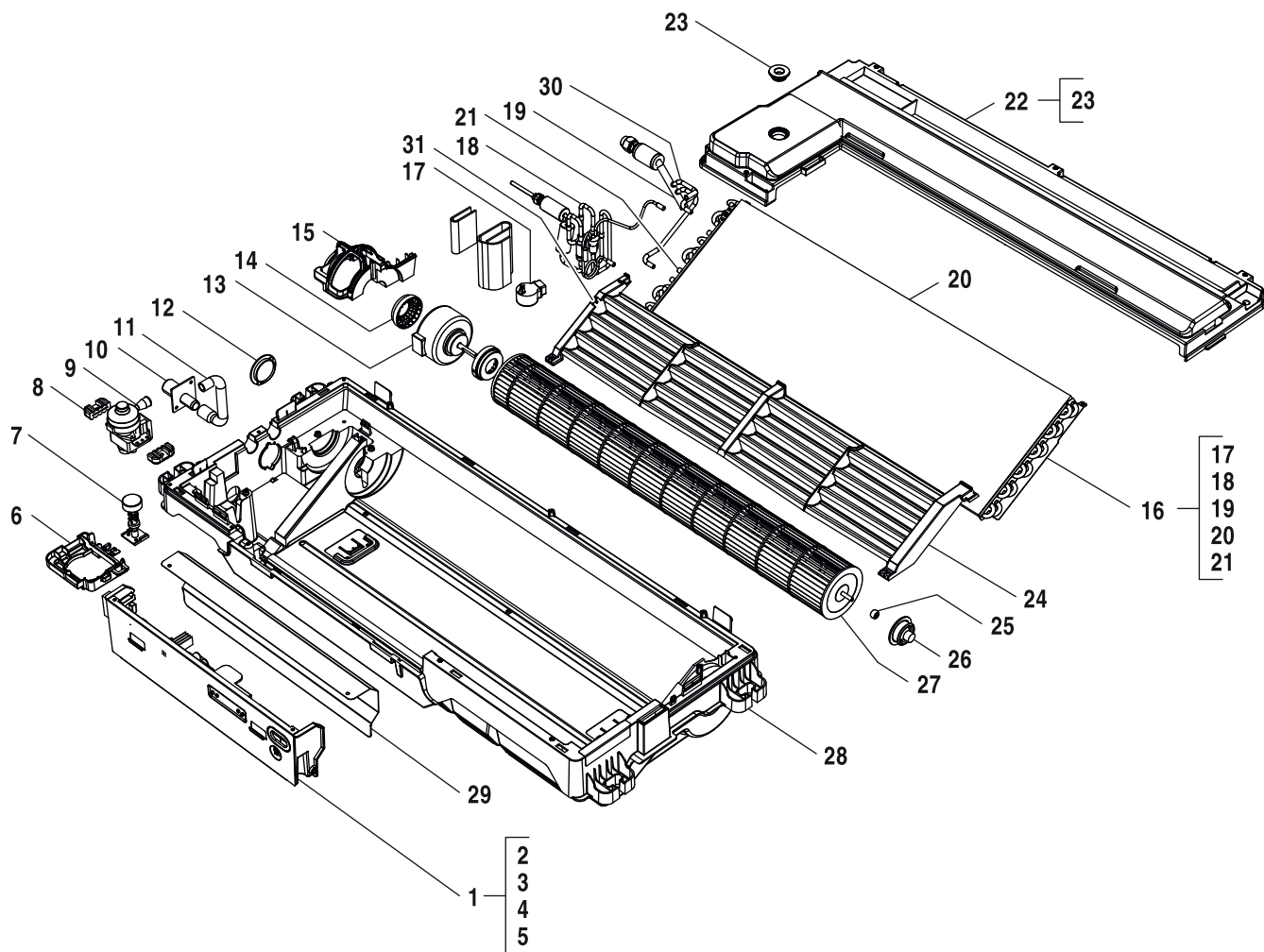
[az] Quraşdırılma

Quraşdırılma işinin yerinə yetirilməsi səlahiyyətli bir mütəxəssis tərəfindən və müvafiq qaydalara uyğun olaraq aparılmalıdır.

AF-1C 18-1 P	7 733 700 630	6
AF-1C 22-1 P	7 733 700 631	6
AF-1C 28-1 P	7 733 700 632	6
AF-1C 36-1 P	7 733 700 633	6
AF-1C 45-1 P	7 733 700 634	8
AF-1C 56-1 P	7 733 700 635	8
AF-1C 71-1 P	7 733 700 636	10
AF-2C 22-1 P	7 733 700 639	12
AF-2C 28-1 P	7 733 700 640	12
AF-2C 36-1 P	7 733 700 641	12
AF-2C 45-1 P	7 733 700 642	12
AF-2C 56-1 P	7 733 700 643	12
AF-2C 71-1 P	7 733 700 644	12
AF-4C 28-1 P	7 733 700 608	18
AF-4C 36-1 P	7 733 700 609	18
AF-4C 45-1 P	7 733 700 610	18
AF-4C 56-1 P	7 733 700 611	18
AF-4C 71-1 P	7 733 700 612	18
AF-4C 80-1 P	7 733 700 613	18
AF-4C 100-1 P	7 733 700 615	22
AF-4C 112-1 P	7 733 700 616	22
AF-4C 140-1 P	7 733 700 617	22
AF-4C 90-1 P	7 733 700 614	22
AF-4CC 22-1 P	7 733 700 603	26
AF-4CC 28-1 P	7 733 700 604	26
AF-4CC 36-1 P	7 733 700 605	28
AF-4CC 45-1 P	7 733 700 606	28
AF-4CR 28-1 P	7 733 700 619	32
AF-4CR 36-1 P	7 733 700 620	32
AF-4CR 45-1 P	7 733 700 621	32
AF-4CR 56-1 P	7 733 700 622	32
AF-4CR 71-1 P	7 733 700 623	32
AF-4CR 80-1 P	7 733 700 624	32
AF-4CR 100-1 P	7 733 700 626	36
AF-4CR 112-1 P	7 733 700 627	36
AF-4CR 140-1 P	7 733 700 628	36
AF-4CR 90-1 P	7 733 700 625	36
AF-CF 112-1	7 733 700 679	40
AF-CF 140-1	7 733 700 680	40
AF-CF 36-1	7 733 700 673	44
AF-CF 45-1	7 733 700 674	44
AF-CF 56-1	7 733 700 675	44
AF-CF 71-1	7 733 700 676	44
AF-CF 80-1	7 733 700 677	48
AF-CF 90-1	7 733 700 678	48
AF-DH 140-1	7 733 700 660	52
AF-DH 160-1	7 733 700 661	52
AF-DH 200-1	7 733 700 662	54
AF-DH 250-1	7 733 700 663	54
AF-DH 280-1	7 733 700 664	54
AF-DH 71-1	7 733 700 656	56
AF-DH 80-1	7 733 700 657	56

AF-DH 112-1	7 733 700 659	58
AF-DH 90-1	7 733 700 658	58
AF-DL 22-1 P	7 733 700 646	60
AF-DL 28-1 P	7 733 700 647	60
AF-DL 36-1 P	7 733 700 648	60
AF-DL 45-1 P	7 733 700 649	62
AF-DL 56-1 P	7 733 700 650	62
AF-DL 71-1 P	7 733 700 651	64
AF-DM 140-1 P	7 733 700 655	66
AF-DM 112-1 P	7 733 700 654	70
AF-DM 80-1 P	7 733 700 652	70
AF-DM 90-1 P	7 733 700 653	70
AF-F 22-1	7 733 700 688	74
AF-F 28-1	7 733 700 689	74
AF-F 36-1	7 733 700 690	76
AF-F 45-1	7 733 700 691	76
AF-F 56-1	7 733 700 692	78
AF-F 71-1	7 733 700 693	78
AF-F 80-1	7 733 700 694	80
AF-FC 22-1	7 733 700 681	82
AF-FC 28-1	7 733 700 682	82
AF-FC 36-1	7 733 700 683	84
AF-FC 45-1	7 733 700 684	84
AF-FC 56-1	7 733 700 685	86
AF-FC 71-1	7 733 700 686	86
AF-FC 80-1	7 733 700 687	90
AF-W 22-1	7 733 700 665	94
AF-W 28-1	7 733 700 666	96
AF-W 36-1	7 733 700 667	98
AF-W 45-1	7 733 700 668	100
AF-W 56-1	7 733 700 669	100
AF-W 71-1	7 733 700 670	102
AF-W 80-1	7 733 700 671	102
AF-W 90-1	7 733 700 672	102

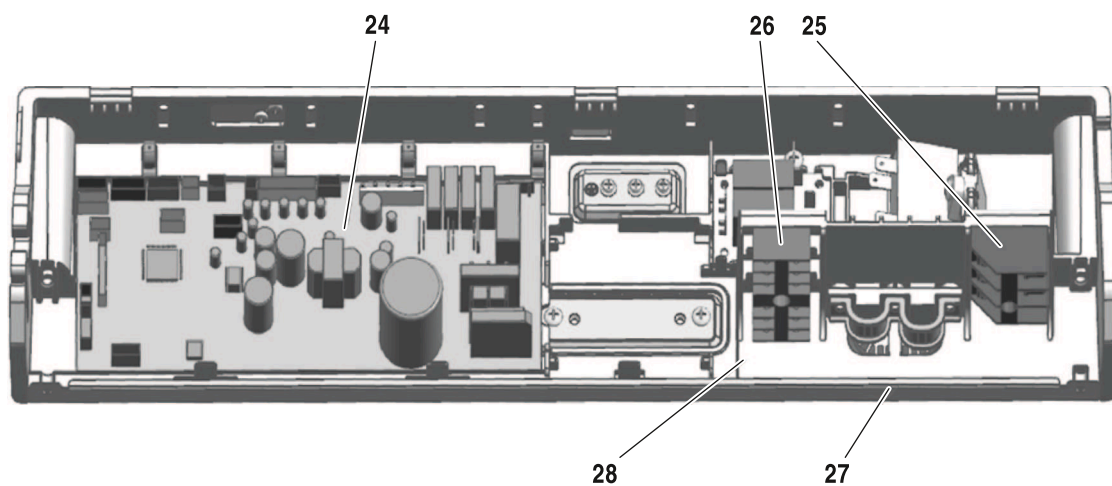
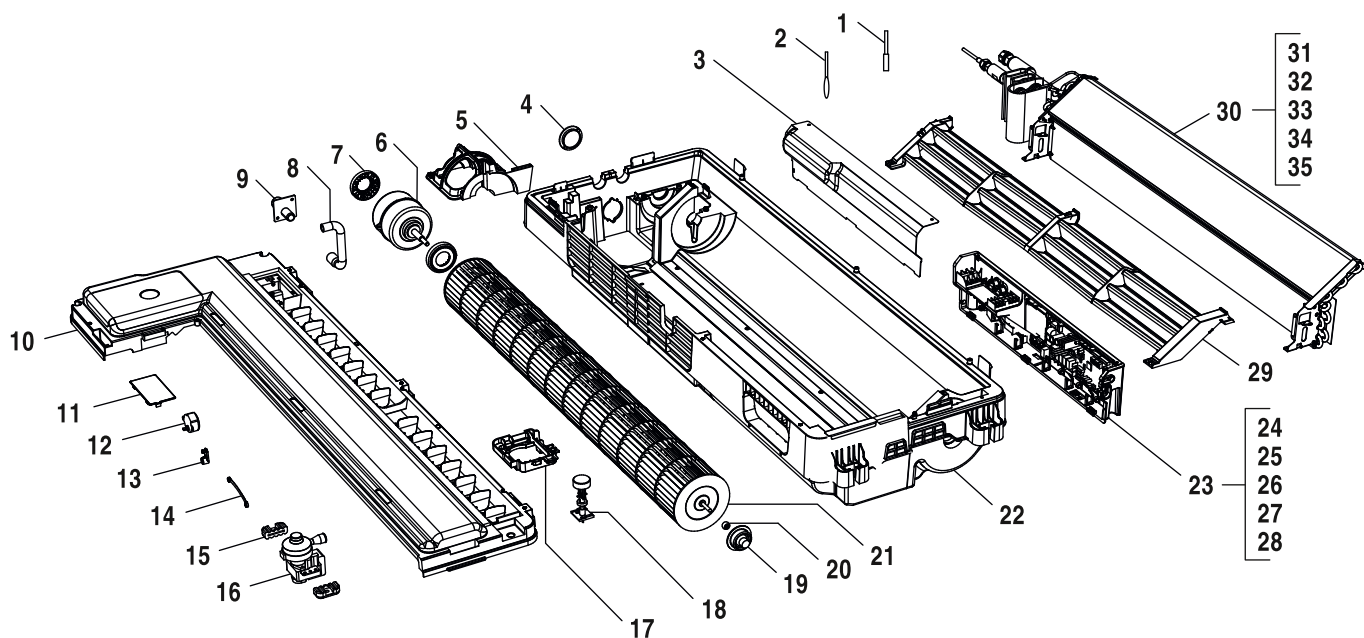
Spare parts list



8738894831.aa.RO

AF-1C 18-1 P	7733700630
AF-1C 22-1 P	7733700631
AF-1C 28-1 P	7733700632
AF-1C 36-1 P	7733700633

Spare parts list

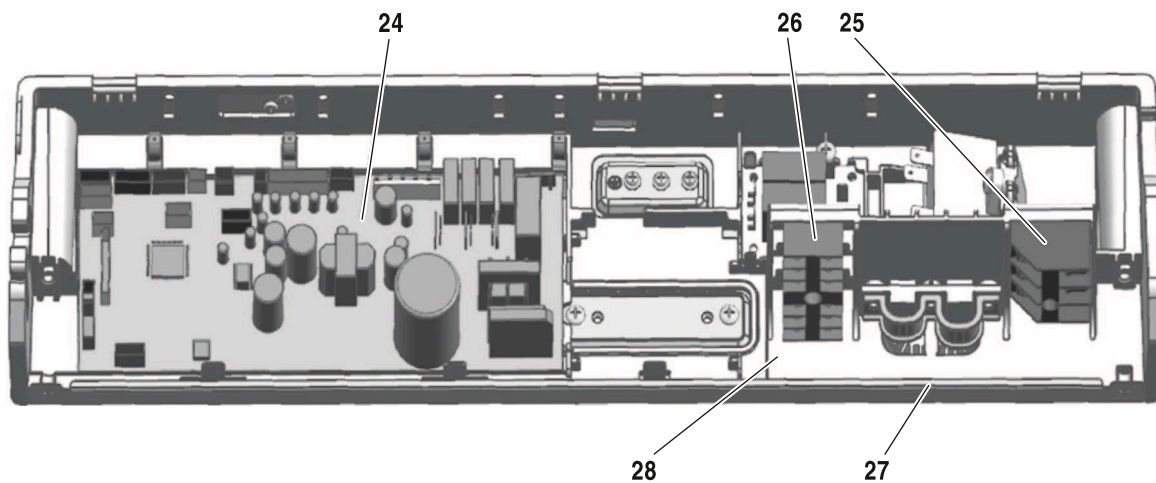
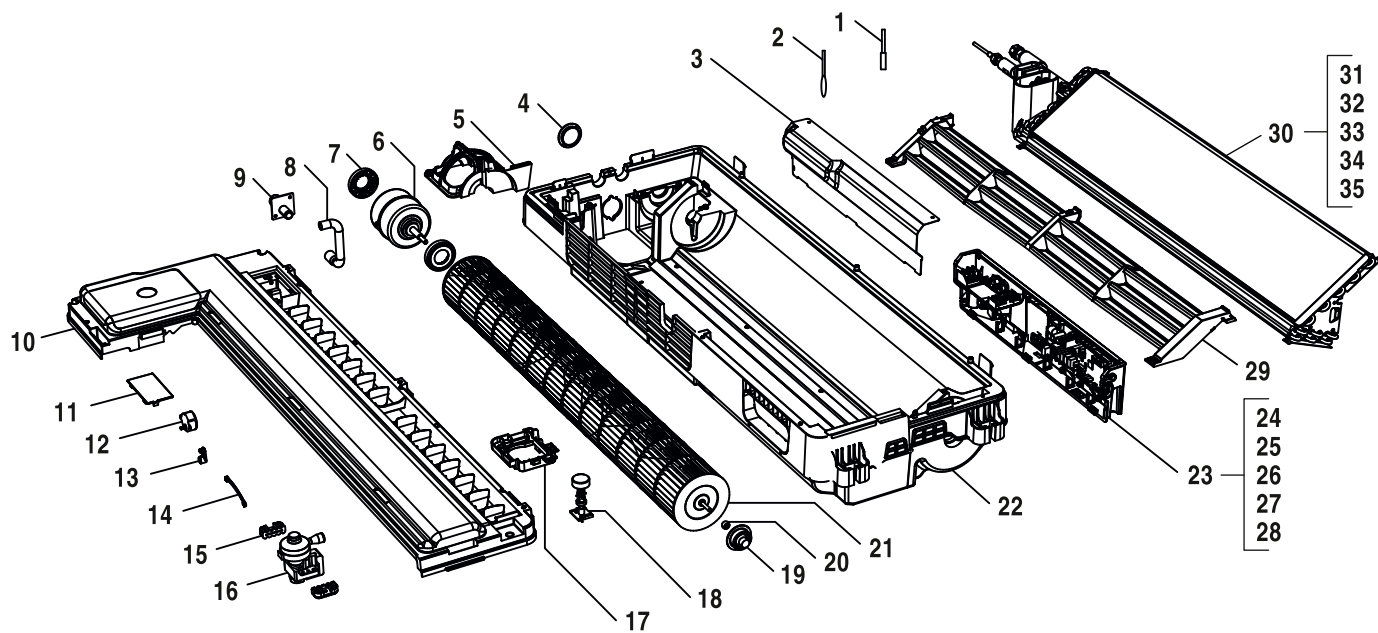


8738894832.aa.RO

AF-1C 45-1 P
AF-1C 56-1 P


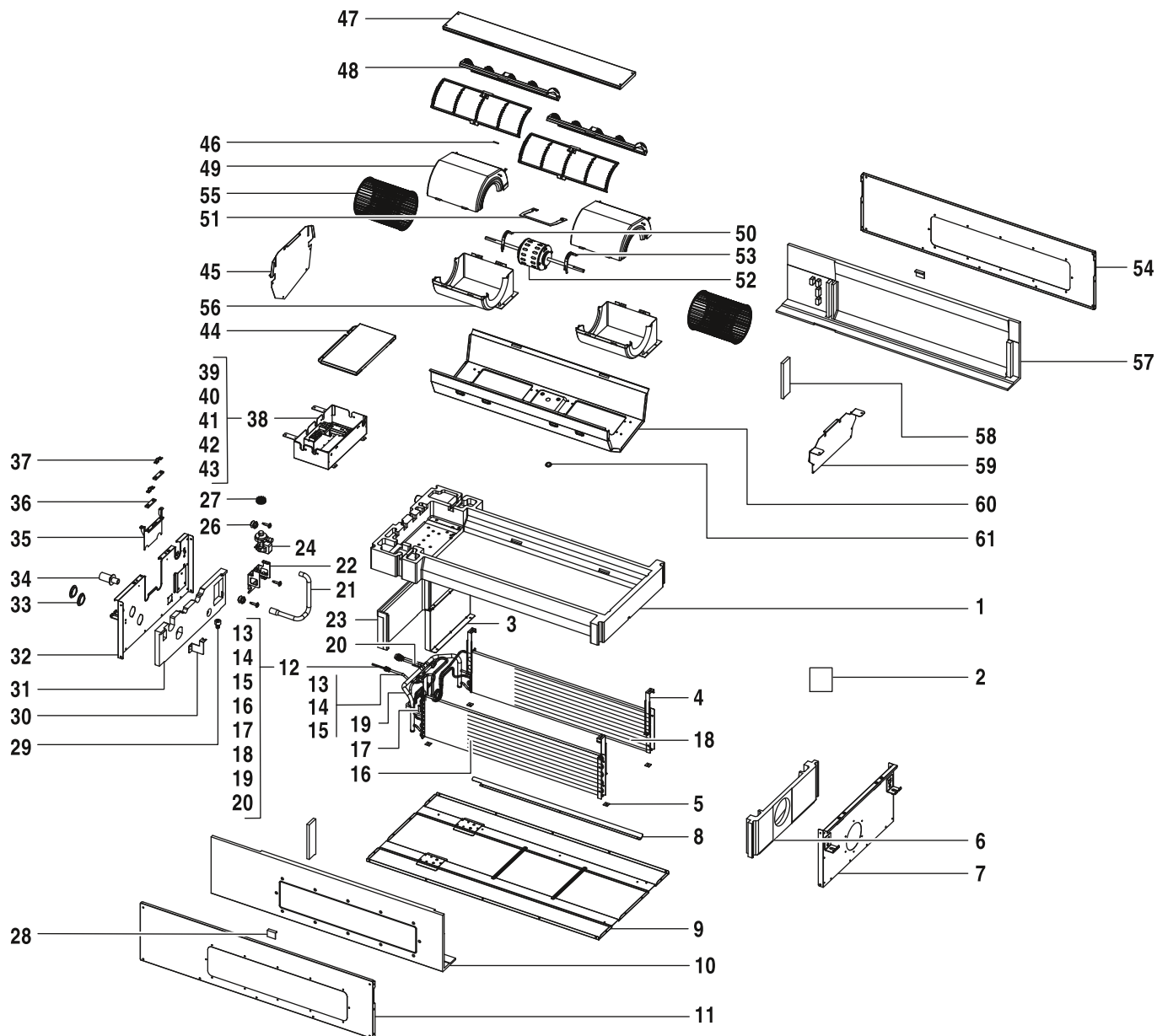
7733700634
7733700635

Spare parts list



8738894833.aa.RO

Spare parts list


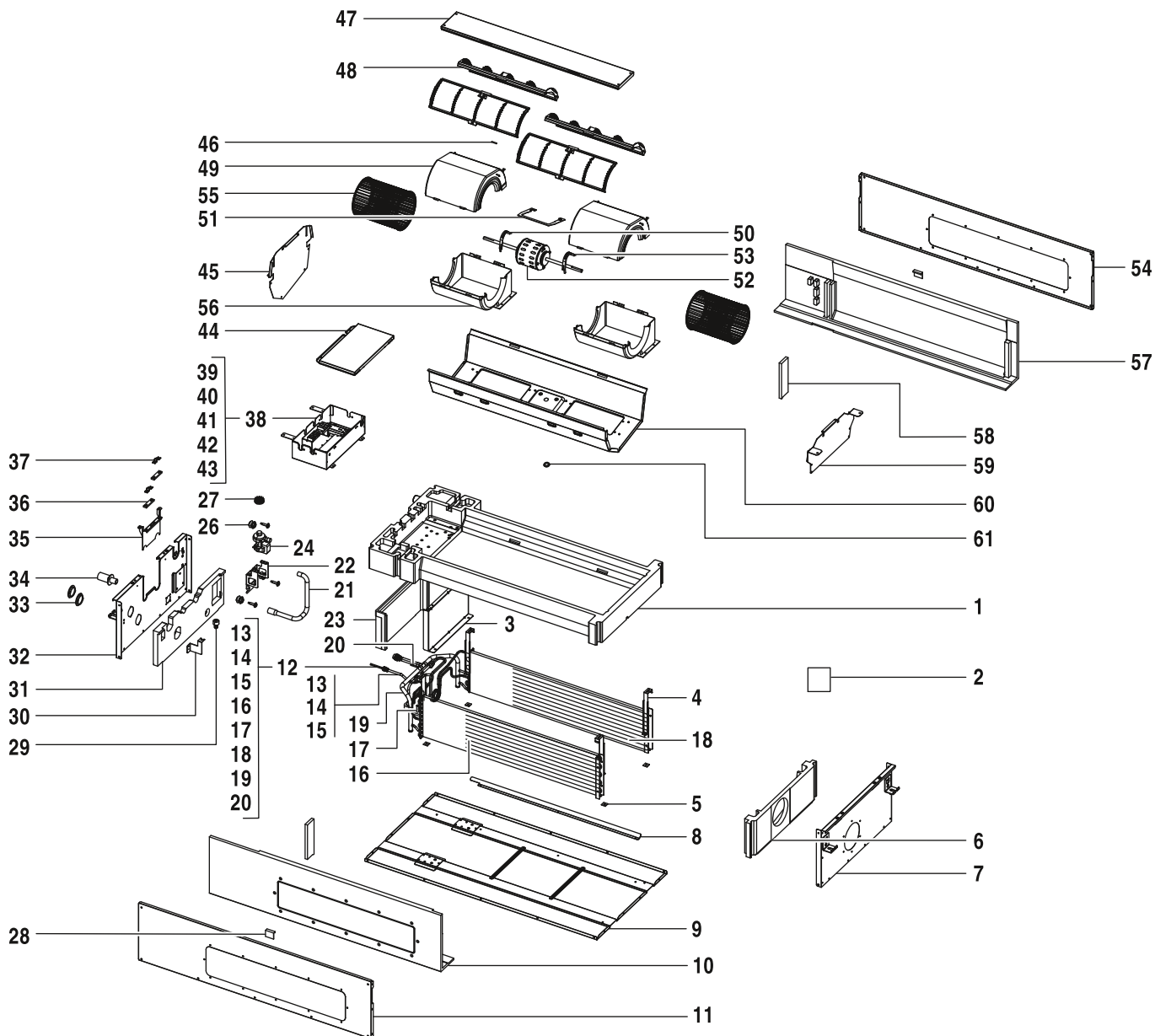


8738894837.aa.RO

AF-2C 22-1 P	7733700639
AF-2C 28-1 P	7733700640
AF-2C 36-1 P	7733700641
AF-2C 45-1 P	7733700642
AF-2C 56-1 P	7733700643
AF-2C 71-1 P	7733700644

Description		AF-2C 22-1 P	AF-2C 28-1 P	AF-2C 36-1 P	AF-2C 45-1 P	AF-2C 56-1 P	AF-2C 71-1 P															Remarks
1 Drainage water pan	7 739 831 499	■	■	■	■	■	■															
2 Motor base	7 739 834 803	■	■	■	■	■	■															
3 Board assembly	7 739 831 500	■	■	■	■	■	■															
4 Mounting plate of evaporator	7 739 831 501	■	■	■	■	■	■															
5 Insulation pad	7 739 831 502	■	■	■	■	■	■															
6 Foam	8 733 501 529	■	■	■	■	■	■															
7 Side plate assembly	8 733 501 670	■	■	■	■	■	■															
8 Balance board	7 739 831 505	■	■	■	■	■	■															
9 Board assembly	7 739 831 506	■	■	■	■	■	■															
10 Foam	8 733 501 527	■	■	■	■	■	■															
11 Side plate assembly	8 733 501 669	■	■	■	■	■	■															
12 Evaporator assembly	8 733 501 441				■																	
12 Evaporator assembly	8 733 501 442	■	■	■																		
12 Evaporator assembly	8 733 501 443						■	■														
13 Evaporator inlet pipe assembly	8 733 501 469	■	■	■																		
13 Evaporator inlet pipe assembly	8 733 501 470				■																	
13 Evaporator inlet pipe assembly	8 733 501 471						■	■														
14 EXV valve body	7 739 831 511	■	■	■	■	■	■															
15 EXV valve coil	7 739 831 358	■	■	■	■	■	■															
16 Evaporator assembly	8 733 501 412				■	■	■															
16 Evaporator assembly	8 733 501 413	■	■	■																		
17 Pipe temperature sensor	7 739 831 326	■	■	■	■	■	■															
18 Evaporator assembly	8 733 501 410				■	■	■															
18 Evaporator assembly	8 733 501 411	■	■	■																		
19 Evaporator outlet pipe assembly	8 733 501 495	■	■	■																		
19 Evaporator outlet pipe assembly	8 733 501 496				■																	
19 Evaporator outlet pipe assembly	8 733 501 499						■	■														
20 Pipe temperature sensor T8:CN8	8 733 501 622	■	■	■	■	■	■															
21 Drainage pipe	7 739 831 516	■	■	■	■	■	■															
22 Mounting plate of drainage pump	7 739 831 517	■	■	■	■	■	■															
23 Foam	8 733 501 524	■	■	■	■	■	■															
24 Drainage pump	7 739 831 519	■	■	■	■	■	■															
26 Anti-block grille for water pump	7 739 836 359				■																	
26 Rubber ring	8 733 501 661	■	■	■			■	■														
27 Anti-block grille for water pump	7 739 836 359	■	■	■			■	■														
27 Board assembly	8 733 501 235				■																	
28 Water level switch	7 739 831 522				■																	
28 Board assembly	8 733 501 235	■	■	■			■	■														
29 Water level switch	7 739 831 522	■	■	■			■	■														
29 Supporter	7 739 831 523				■																	
30 Supporter	7 739 831 523	■	■	■			■	■														
30 Foam	8 733 501 526				■																	
31 Foam	8 733 501 526	■	■	■			■	■														
31 Side plate assembly	8 733 501 671				■																	
32 Cover of water testing hole	7 739 831 440				■																	
32 Side plate assembly	8 733 501 671	■	■	■			■	■														
33 Drainage pipe	7 739 831 386				■																	
33 Cover of water testing hole	7 739 831 440	■	■	■			■	■														
AF-2C 22-1 P	7733700639																					
AF-2C 28-1 P	7733700640																					
AF-2C 36-1 P	7733700641																					
AF-2C 45-1 P	7733700642																					
AF-2C 56-1 P	7733700643																					
AF-2C 71-1 P	7733700644																					

Spare parts list


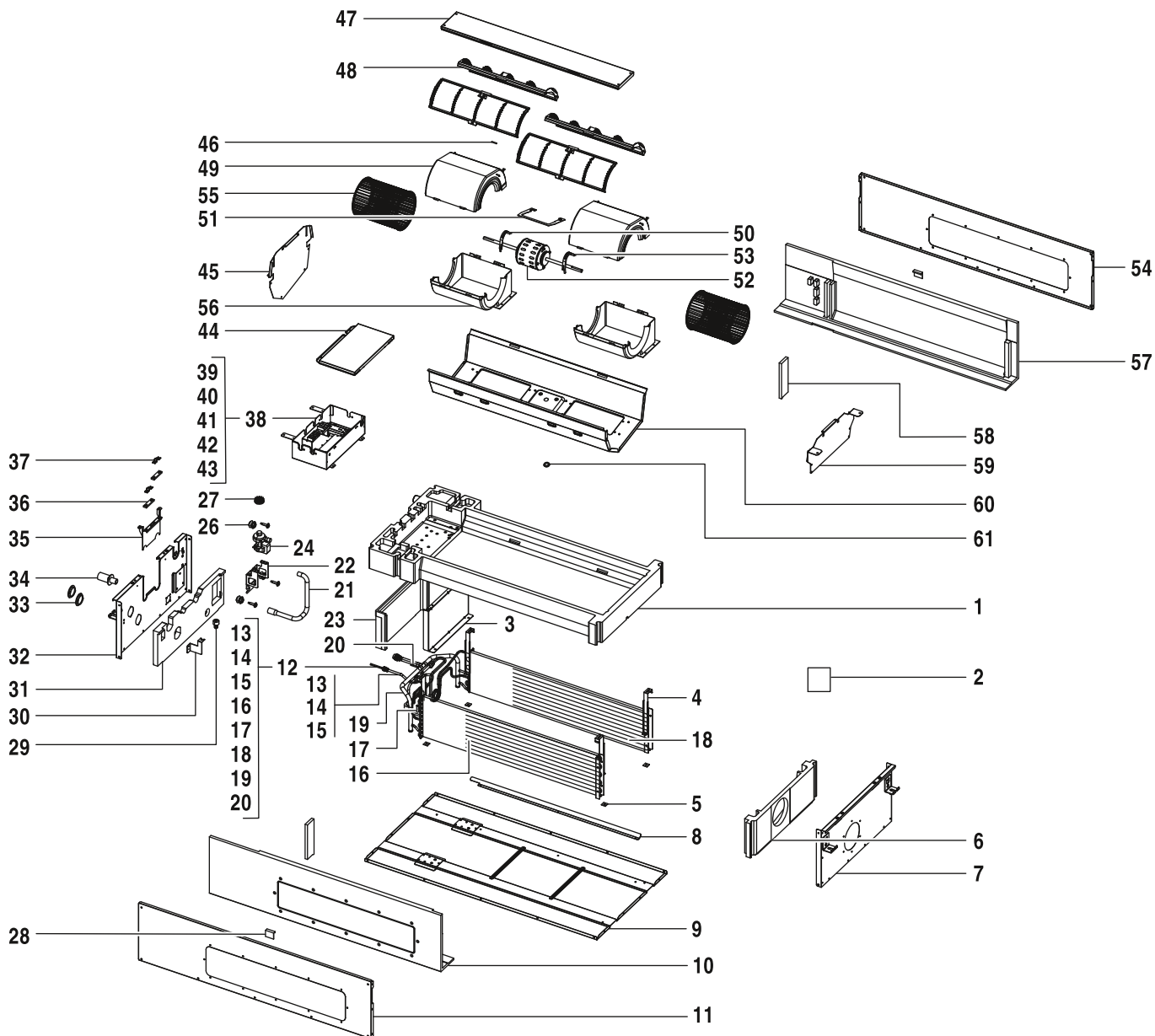


8738894837.aa.RO

AF-2C 22-1 P	7733700639
AF-2C 28-1 P	7733700640
AF-2C 36-1 P	7733700641
AF-2C 45-1 P	7733700642
AF-2C 56-1 P	7733700643
AF-2C 71-1 P	7733700644

	Description		AF-2C 22-1 P	AF-2C 28-1 P	AF-2C 36-1 P	AF-2C 45-1 P	AF-2C 56-1 P	AF-2C 71-1 P														Remarks
34	Drainage pipe	7 739 831 386	■	■	■		■	■														
34	Pipe clamp assembly	7 739 831 526					■															
35	Pipe clamp assembly	7 739 831 526	■	■	■		■	■														
35	Wiring plate	7 739 831 527					■															
36	Wiring plate	7 739 831 527	■	■	■		■	■														
36	Cable clip	7 739 831 528					■															
37	Cable clip	7 739 831 528	■	■	■		■	■														
37	E-part box with electronic components	8 733 501 394					■															
38	E-part box with electronic components	8 733 501 394	■	■	■		■	■														
38	Indoor unit main PCB	8 733 501 550					■															
39	Indoor unit main PCB	8 733 501 550	■	■	■		■	■														
39	Reactor	8 733 501 650					■															
40	Wiring terminal	7 739 831 830					■															
40	Reactor	8 733 501 650	■	■	■		■	■														
41	Wiring terminal	7 739 831 830	■	■	■		■	■														
41	Wiring terminal	8 733 501 716					■															
42	E-part box housing	8 733 501 373					■															
42	Wiring terminal	8 733 501 716	■	■	■		■	■														
43	Cover of E-part box	8 733 501 319					■															
43	E-part box housing	8 733 501 373	■	■	■		■	■														
44	Board assembly	8 733 501 233					■															
44	Cover of E-part box	8 733 501 319	■	■	■		■	■														
45	Board assembly	8 733 501 233	■	■	■		■	■														
45	Room temperature sensor	8 733 501 657					■															
46	Board assembly	8 733 501 234					■															
46	Room temperature sensor	8 733 501 657	■	■	■		■	■														
47	Air filter	7 739 831 536					■															
47	Board assembly	8 733 501 234	■	■	■		■	■														
48	Air filter	7 739 831 536	■	■	■		■	■														
48	Shell of centrifugal fan, up	7 739 831 537					■															
49	Shell of centrifugal fan, up	7 739 831 537	■	■	■		■	■														
49	Cover of motor, left	7 739 831 538					■															
50	Cover of motor, left	7 739 831 538	■	■	■		■	■														
50	Board assembly	7 739 834 812					■															
51	Brushless DC motor	7 739 834 661					■															
51	Board assembly	7 739 834 812	■	■	■		■	■														
52	Cover of motor, right	7 739 831 541					■															
52	Brushless DC motor	7 739 834 661	■	■	■		■	■														
53	Cover of motor, right	7 739 831 541	■	■	■		■	■														
53	Side plate assembly	8 733 501 672					■															
54	Centrifugal fan	7 739 831 543					■															
54	Side plate assembly	8 733 501 672	■	■	■		■	■														
55	Centrifugal fan	7 739 831 543	■	■	■		■	■														
55	Shell of centrifugal fan, down	7 739 831 544					■															
56	Shell of centrifugal fan, down	7 739 831 544	■	■	■		■	■														
56	Foam	8 733 501 528					■															
57	Foam	8 733 501 525					■															
57	Foam	8 733 501 528	■	■	■		■	■														
AF-2C 22-1 P		7733700639																				
AF-2C 28-1 P		7733700640																				
AF-2C 36-1 P		7733700641																				
AF-2C 45-1 P		7733700642																				
AF-2C 56-1 P		7733700643																				
AF-2C 71-1 P		7733700644																				

Spare parts list




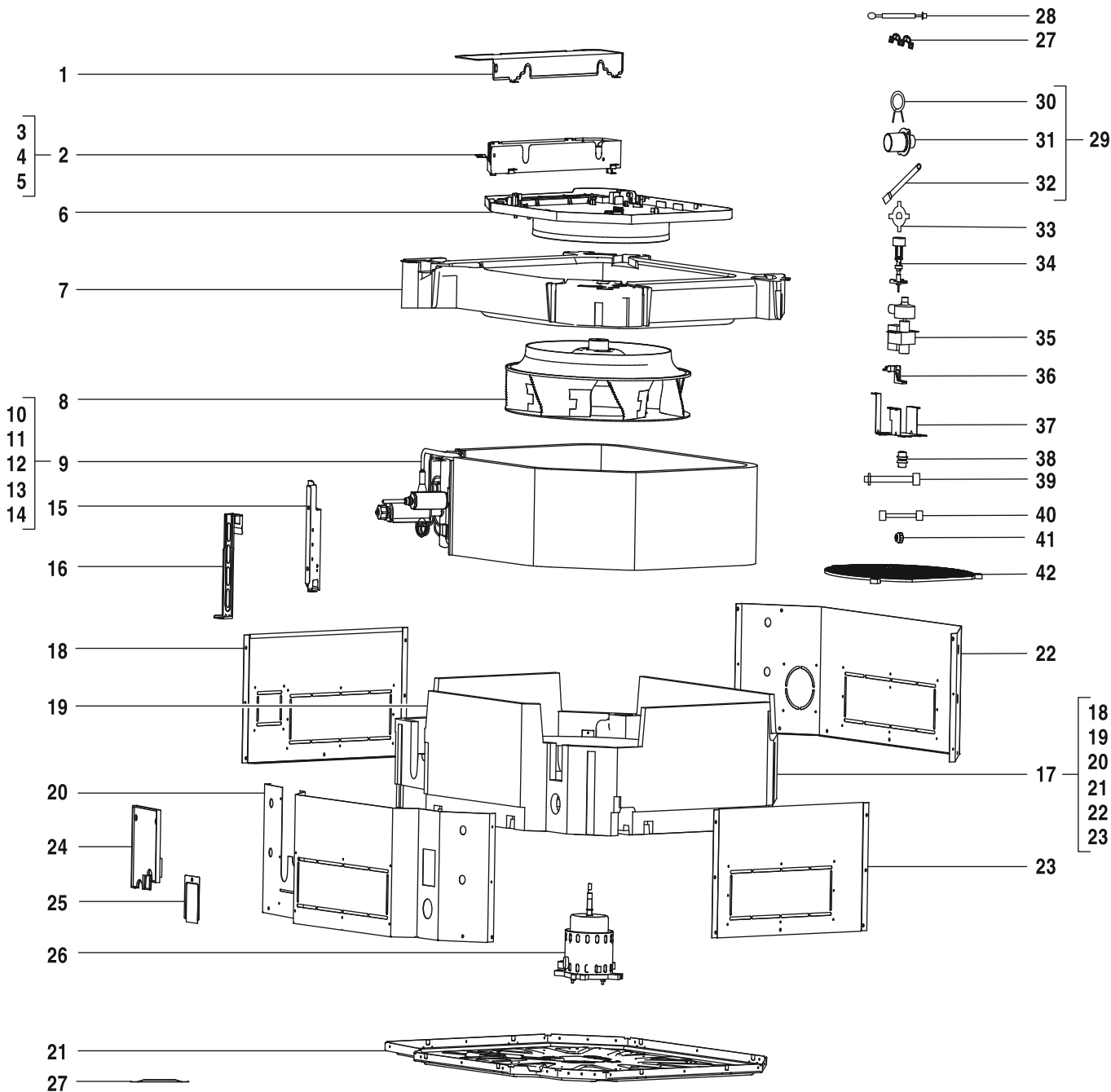
8738894837.aa.RO

AF-2C 22-1 P	7733700639
AF-2C 28-1 P	7733700640
AF-2C 36-1 P	7733700641
AF-2C 45-1 P	7733700642
AF-2C 56-1 P	7733700643
AF-2C 71-1 P	7733700644

Description		AF-2C 22-1 P	AF-2C 28-1 P	AF-2C 36-1 P	AF-2C 45-1 P	AF-2C 56-1 P	AF-2C 71-1 P													Remarks
58 Board assembly	8 733 501 232				■															
58 Foam	8 733 501 525	■	■	■		■	■													
59 Board assembly	8 733 501 232	■	■	■		■	■													
59 Board assembly	8 733 501 236				■															
60 Rubber ring	7 739 831 549				■															
60 Board assembly	8 733 501 236	■	■	■		■	■													
61 Rubber ring	7 739 831 549	■	■	■		■	■													
Connection cable AF-IDU	8 750 501 446	■	■	■	■	■	■													
Adapter CCB V14 (400mm)	8 750 502 330	■	■	■	■	■	■													

AF-2C 22-1 P	7733700639
AF-2C 28-1 P	7733700640
AF-2C 36-1 P	7733700641
AF-2C 45-1 P	7733700642
AF-2C 56-1 P	7733700643
AF-2C 71-1 P	7733700644

Spare parts list


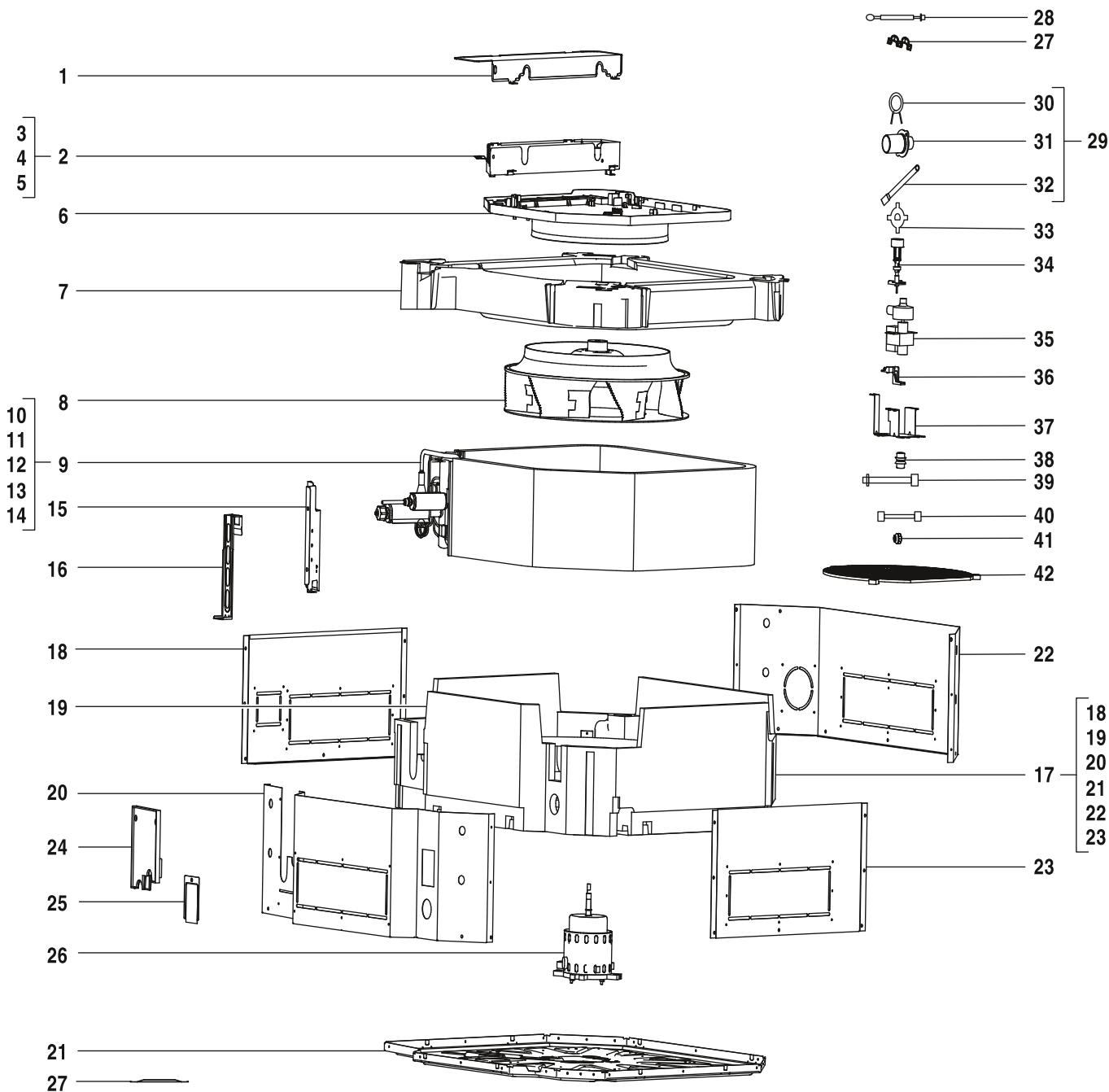


8738894838.aa.RO

AF-4C 28-1 P	7733700608
AF-4C 36-1 P	7733700609
AF-4C 45-1 P	7733700610
AF-4C 56-1 P	7733700611
AF-4C 71-1 P	7733700612
AF-4C 80-1 P	7733700613

Description		AF-4C 28-1 P	AF-4C 36-1 P	AF-4C 45-1 P	AF-4C 56-1 P	AF-4C 71-1 P	AF-4C 80-1 P													Remarks
1	Cover of E-part box	8 733 501 318	■	■	■	■	■													
2	E-part box with electronic components	8 733 501 385	■	■	■	■	■													
3	AF4C-1 main board	8 750 501 471	■	■	■	■	■													
4	E-part box housing	8 733 501 370	■	■	■	■	■													
5	Wiring terminal	7 739 831 350	■	■	■	■	■													
6	Air outlet guider	7 739 831 351	■	■	■	■	■													
7	Drainage water pan	8 733 501 348	■	■	■	■	■													
8	Centrifugal fan	7 739 831 353	■	■	■	■	■													
9	Evaporator assembly	8 733 501 446	■	■																
9	Evaporator assembly	8 733 501 448			■															
9	Evaporator assembly	8 733 501 450				■	■	■												
10	Evaporator assembly	8 733 501 415			■	■	■	■												
10	Evaporator assembly	8 733 501 416	■	■																
11	Evaporator inlet pipe assembly	8 733 501 475			■															
11	Evaporator inlet pipe assembly	8 733 501 476				■	■	■												
11	Evaporator inlet pipe assembly	8 733 501 477	■	■																
12	Evaporator outlet pipe assembly	7 739 836 225	■	■																
12	Evaporator outlet pipe assembly	8 733 501 490			■															
12	Evaporator outlet pipe assembly	8 733 501 494				■	■	■												
13	EXV valve coil	8 733 501 508	■	■	■	■	■	■												
14	Pipe temperature sensor	7 733 700 028	■	■	■	■	■	■												
15	Mounting plate of evaporator	7 739 831 361	■	■																
15	Mounting plate of evaporator	7 739 831 394			■	■	■	■												
16	Mounting plate of evaporator	7 739 831 362	■	■	■	■	■	■												
17	Chassis assembly	8 733 501 263	■	■	■	■	■	■												
18	Board assembly	7 739 831 363	■	■	■	■	■	■												
19	Foam	8 733 501 523	■	■	■	■	■	■												
20	Board assembly	7 739 831 365	■	■	■	■	■	■												
21	Chassis assembly	7 739 836 184	■	■	■	■	■	■												
22	Board assembly	7 739 831 384	■	■	■	■	■	■												
23	Board assembly	7 739 831 385	■	■	■	■	■	■												
24	Plate for sealing	7 739 831 366	■	■	■	■	■	■												
25	Cover of water testing hole	7 739 831 367	■	■	■	■	■	■												
26	Brushless DC motor	8 733 501 243	■	■	■	■	■	■												
27	Cable clip	7 739 831 376	■	■	■	■	■	■												
28	Room temperature sensor	8 733 501 658	■	■	■	■	■	■												
29	Drainage pipe	8 733 501 340	■	■	■	■	■	■												
30	Drainage pipe clip	7 739 831 377	■	■	■	■	■	■												
31	Drainage pipe	7 739 831 386	■	■	■	■	■	■												
32	Drainage pipe	7 739 831 387	■	■	■	■	■	■												
33	Fan clip	7 739 831 378	■	■	■	■	■	■												
34	Water level switch	7 739 831 379	■	■	■	■	■	■												
35	Drainage pump	8 733 501 345	■	■	■	■	■	■												
36	Bracket of water level sensor	7 739 831 381	■	■	■	■	■	■												
37	Bracket of drainage pump	7 739 831 382	■	■	■	■	■	■												
38	Rubber ring	8 733 501 661	■	■	■	■	■	■												
39	Communication wires	8 733 501 272	■	■	■	■	■	■												
40	Earthing line	8 733 501 350	■	■	■	■	■	■												
AF-4C 28-1 P	7733700608																			
AF-4C 36-1 P	7733700609																			
AF-4C 45-1 P	7733700610																			
AF-4C 56-1 P	7733700611																			
AF-4C 71-1 P	7733700612																			
AF-4C 80-1 P	7733700613																			

Spare parts list




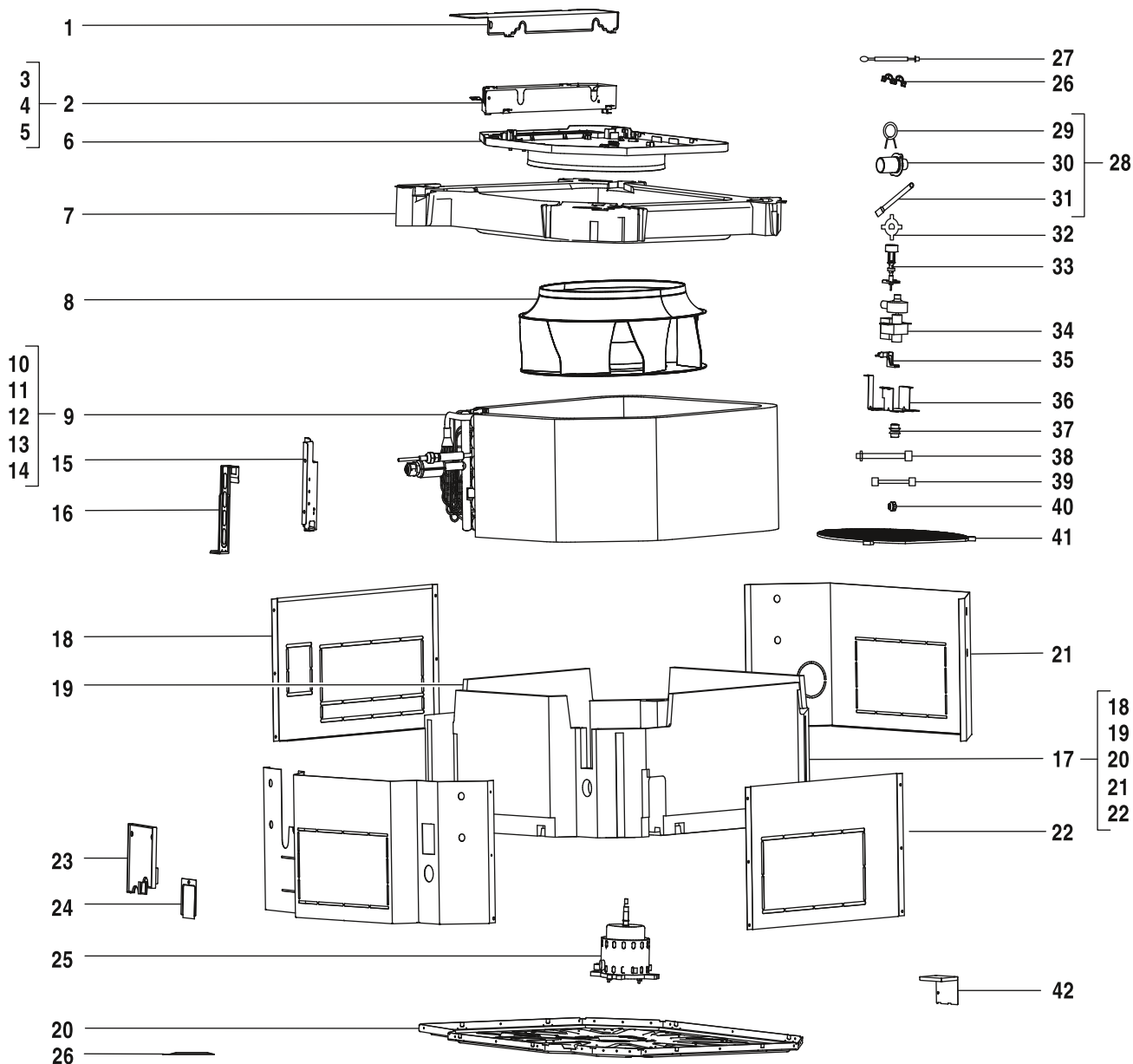
8738894838.aa.RO

AF-4C 28-1 P	7733700608
AF-4C 36-1 P	7733700609
AF-4C 45-1 P	7733700610
AF-4C 56-1 P	7733700611
AF-4C 71-1 P	7733700612
AF-4C 80-1 P	7733700613

	Description		AF-4C 28-1 P	AF-4C 36-1 P	AF-4C 45-1 P	AF-4C 56-1 P	AF-4C 71-1 P	AF-4C 80-1 P																														Remarks
41	Copper nut	7 739 836 168				■	■	■																														
41	Copper nut	7 739 836 222	■	■	■																																	
42	Protection grille of fan	8 733 501 641	■	■	■	■	■	■	■	■	■	■	■	■	■	■	■	■	■	■	■	■	■	■	■	■	■	■	■	■	■	■	■	■	■	■	■	
	Connection cable AF-4C/4CR	8 750 501 444	■	■	■	■	■	■	■	■	■	■	■	■	■	■	■	■	■	■	■	■	■	■	■	■	■	■	■	■	■	■	■	■	■	■	■	
	Adapter CCB V14 (400mm)	8 750 502 330	■	■	■	■	■	■	■	■	■	■	■	■	■	■	■	■	■	■	■	■	■	■	■	■	■	■	■	■	■	■	■	■	■	■	■	

AF-4C 28-1 P	7733700608
AF-4C 36-1 P	7733700609
AF-4C 45-1 P	7733700610
AF-4C 56-1 P	7733700611
AF-4C 71-1 P	7733700612
AF-4C 80-1 P	7733700613

Spare parts list


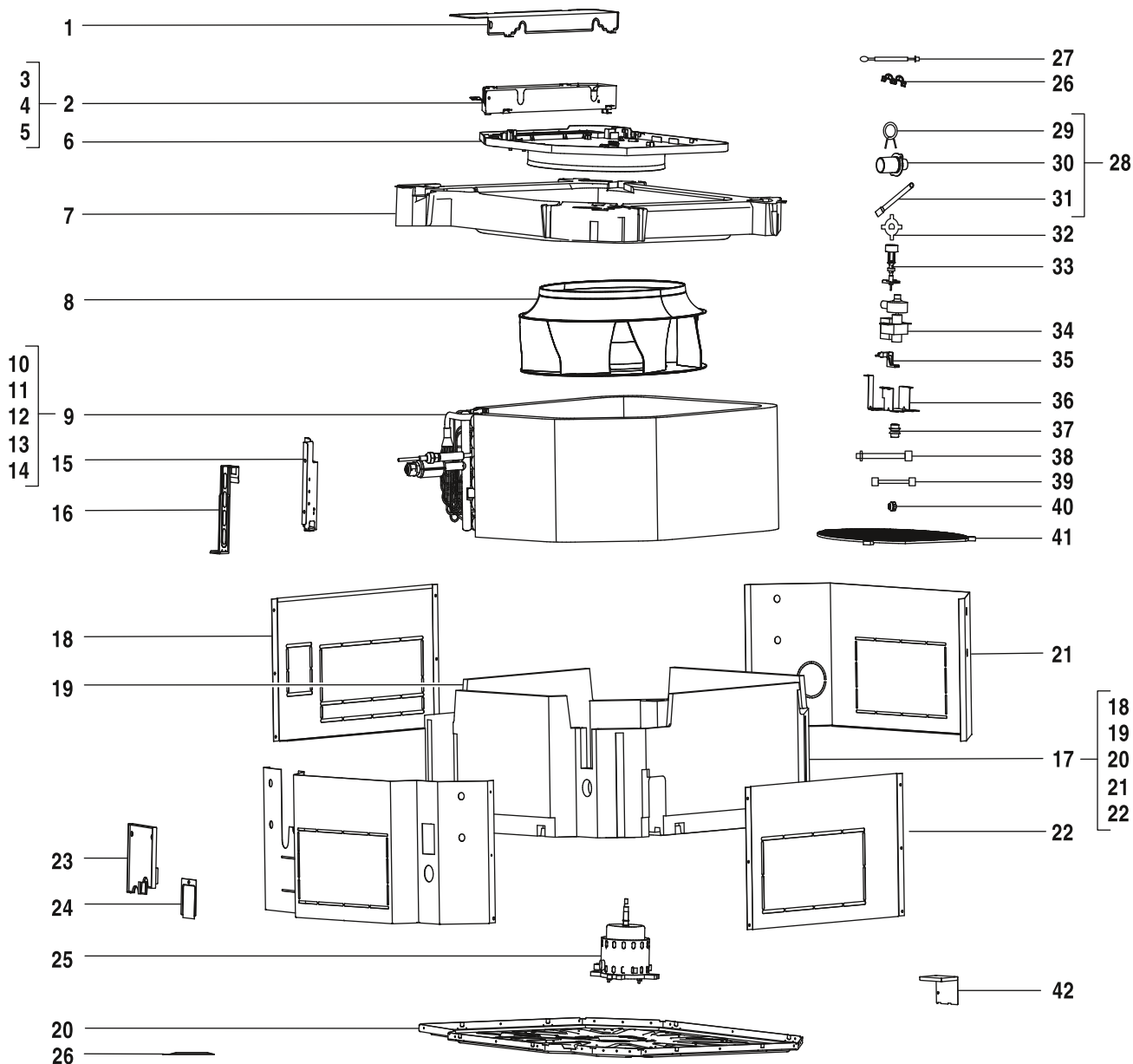


8738894839.aa.RO

AF-4C 100-1 P	7733700615
AF-4C 112-1 P	7733700616
AF-4C 140-1 P	7733700617
AF-4C 90-1 P	7733700614

No.	Description	Part No.	Model				Remarks
			AF-4C 100-1 P	AF-4C 112-1 P	AF-4C 140-1 P	AF-4C 90-1 P	
1	Cover of E-part box	8 733 501 318	■	■	■	■	
2	E-part box with electronic components	8 733 501 384	■	■	■	■	
3	AF4C-1 main board	8 750 501 471	■	■	■	■	
4	E-part box housing	8 733 501 370	■	■	■	■	
5	Wiring terminal	7 739 831 350	■	■	■	■	
6	Air outlet guider	7 739 831 351	■	■	■	■	
7	Drainage water pan	8 733 501 347	■	■	■	■	
8	Centrifugal fan	7 739 831 401	■	■	■	■	
9	Evaporator assembly	8 733 501 447	■	■	■	■	
9	Evaporator assembly	8 733 501 449	■	■	■	■	
10	Evaporator assembly	8 733 501 417	■	■	■	■	
10	Evaporator assembly	8 733 501 418	■	■	■	■	
11	Evaporator inlet pipe assembly	8 733 501 473	■	■	■	■	
11	Evaporator inlet pipe assembly	8 733 501 474	■	■	■	■	
12	Evaporator outlet pipe assembly	8 733 501 491	■	■	■	■	
12	Evaporator outlet pipe assembly	8 733 501 492	■	■	■	■	
13	EXV valve coil	8 733 501 508	■	■	■	■	
14	Pipe temperature sensor	7 733 700 028	■	■	■	■	
15	Mounting plate of evaporator	7 739 831 408	■	■	■	■	
15	Mounting plate of evaporator	7 739 831 425	■	■	■	■	
16	Mounting plate of evaporator	7 739 831 409	■	■	■	■	
16	Mounting plate of evaporator	7 739 831 426	■	■	■	■	
17	Chassis assembly	8 733 501 262	■	■	■	■	
18	Board assembly	7 739 831 410	■	■	■	■	
19	Foam	8 733 501 522	■	■	■	■	
20	Chassis assembly	7 739 836 156	■	■	■	■	
21	Board assembly	7 739 831 417	■	■	■	■	
22	Board assembly	7 739 831 418	■	■	■	■	
23	Plate for sealing	7 739 831 366	■	■	■	■	
24	Cover of water testing hole	7 739 831 367	■	■	■	■	
25	Brushless DC motor	8 733 501 244	■	■	■	■	
26	Cable clip	7 739 831 376	■	■	■	■	
27	Room temperature sensor	8 733 501 658	■	■	■	■	
28	Drainage pipe	8 733 501 339	■	■	■	■	
29	Drainage pipe clip	7 739 831 377	■	■	■	■	
30	Drainage pipe	7 739 831 386	■	■	■	■	
31	Drainage pipe	7 739 831 419	■	■	■	■	
32	Fan clip	7 739 831 378	■	■	■	■	
33	Water level switch	7 739 831 379	■	■	■	■	
34	Drainage pump	8 733 501 345	■	■	■	■	
35	Bracket of water level sensor	7 739 831 381	■	■	■	■	
36	Bracket of drainage pump	7 739 831 382	■	■	■	■	
37	Rubber ring	8 733 501 661	■	■	■	■	
38	Communication wires	8 733 501 272	■	■	■	■	
39	Earthing line	8 733 501 350	■	■	■	■	
39	Earthing line	8 733 501 351	■	■	■	■	
40	Copper nut	7 739 836 168	■	■	■	■	
41	Protection grille of fan	8 733 501 641	■	■	■	■	
AF-4C 100-1 P		7733700615					
AF-4C 112-1 P		7733700616					
AF-4C 140-1 P		7733700617					
AF-4C 90-1 P		7733700614					

Spare parts list



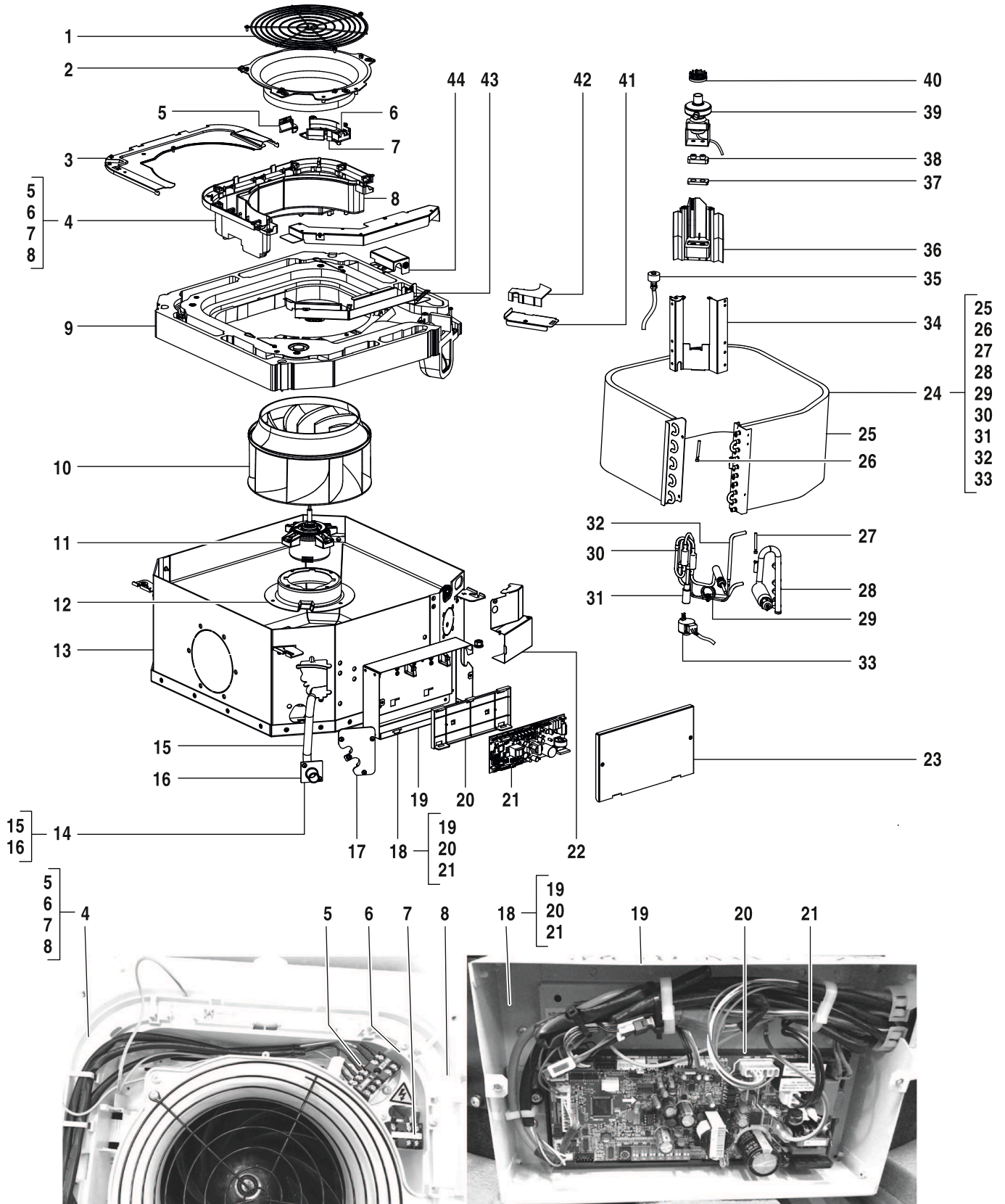
8738894839.aa.RO

AF-4C 100-1 P	7733700615
AF-4C 112-1 P	7733700616
AF-4C 140-1 P	7733700617
AF-4C 90-1 P	7733700614

	Description		AF-4C 100-1 P	AF-4C 112-1 P	AF-4C 140-1 P	AF-4C 90-1 P																																Remarks
42	Supporter	8 733 501 700	■	■	■	■																																
	Connection cable AF-4C/4CR	8 750 501 444	■	■	■	■																																
	Adapter CCB V14 (400mm)	8 750 502 330	■	■	■	■																																

AF-4C 100-1 P	7733700615
AF-4C 112-1 P	7733700616
AF-4C 140-1 P	7733700617
AF-4C 90-1 P	7733700614

Spare parts list



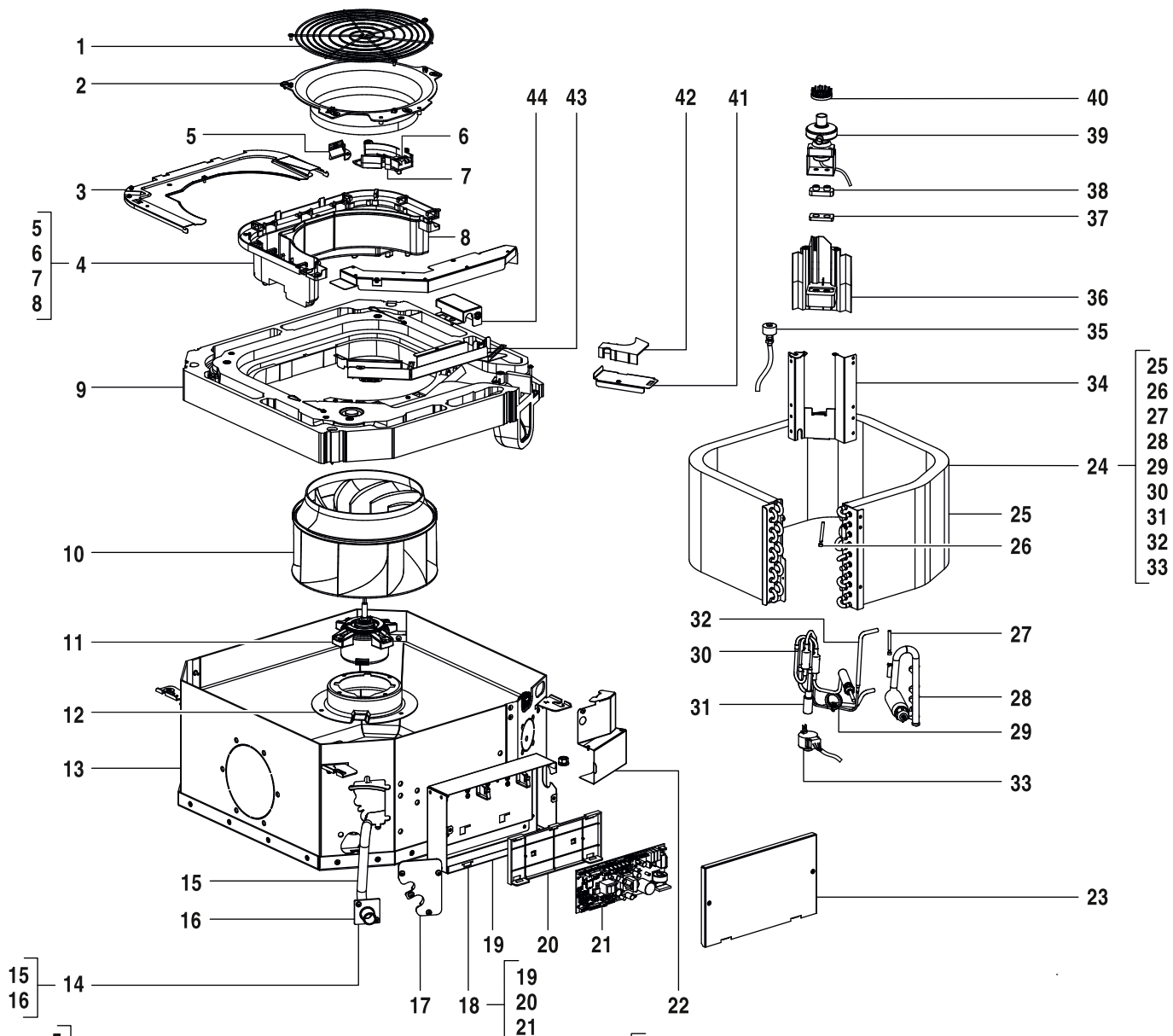


8738894840.aa.RO

AF-4CC 22-1 P
AF-4CC 28-1 P

7733700603
7733700604

Spare parts list



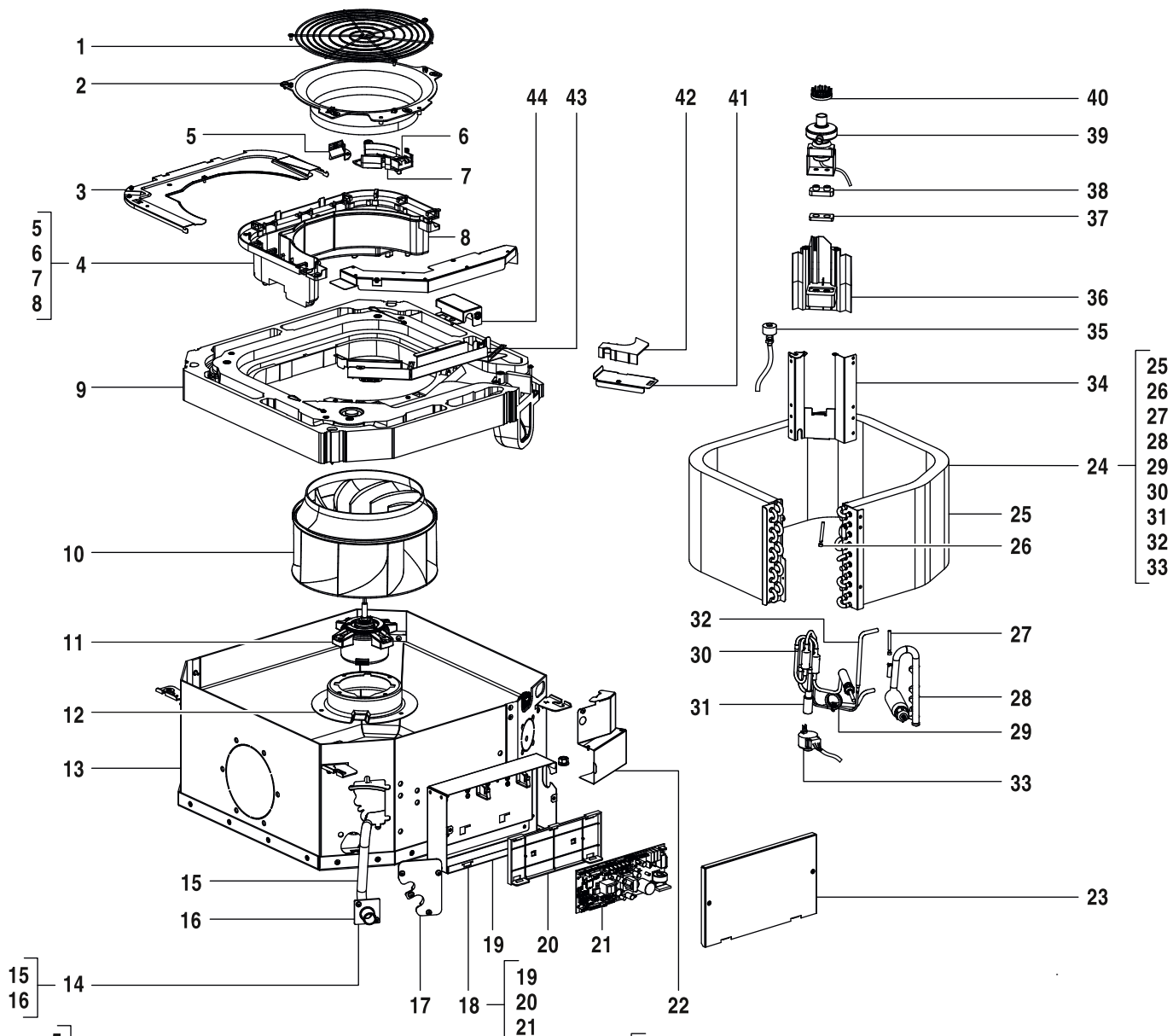


8738894841.aa.RO

AF-4CC 36-1 P
AF-4CC 45-1 P

7733700605
7733700606

Spare parts list



8738894841.aa.RO


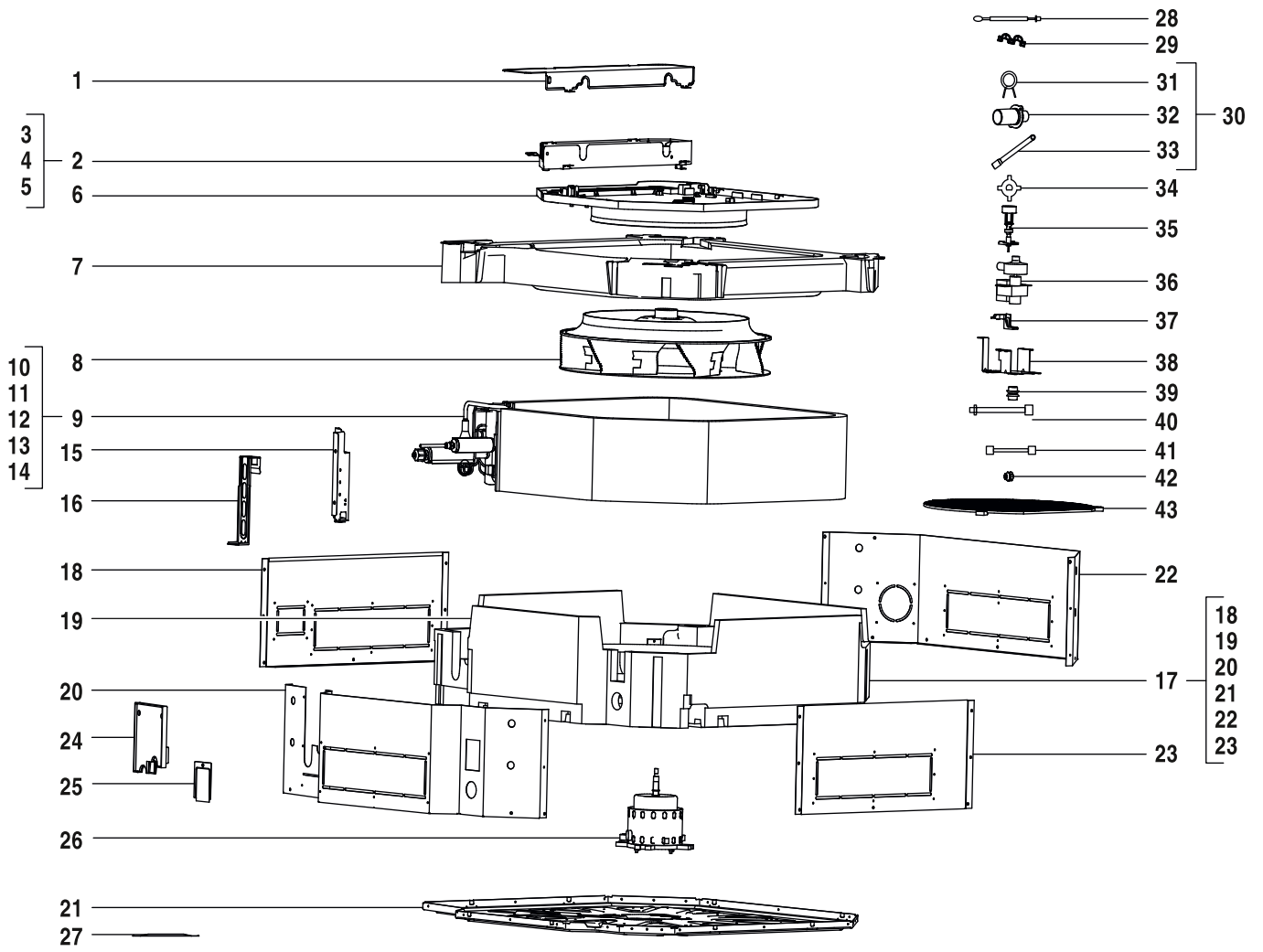
AF-4CC 36-1 P
AF-4CC 45-1 P

7733700605
7733700606

	Description		AF-4CC 36-1 P	AF-4CC 45-1 P																																		Remarks
44	Clip	8 733 501 270	■	■																																		
	Connection cable AF-4CC	8 750 501 445	■	■																																		
	Adapter CCB V14 (800mm)	8 750 502 331	■	■																																		

AF-4CC 36-1 P 7733700605
AF-4CC 45-1 P 7733700606


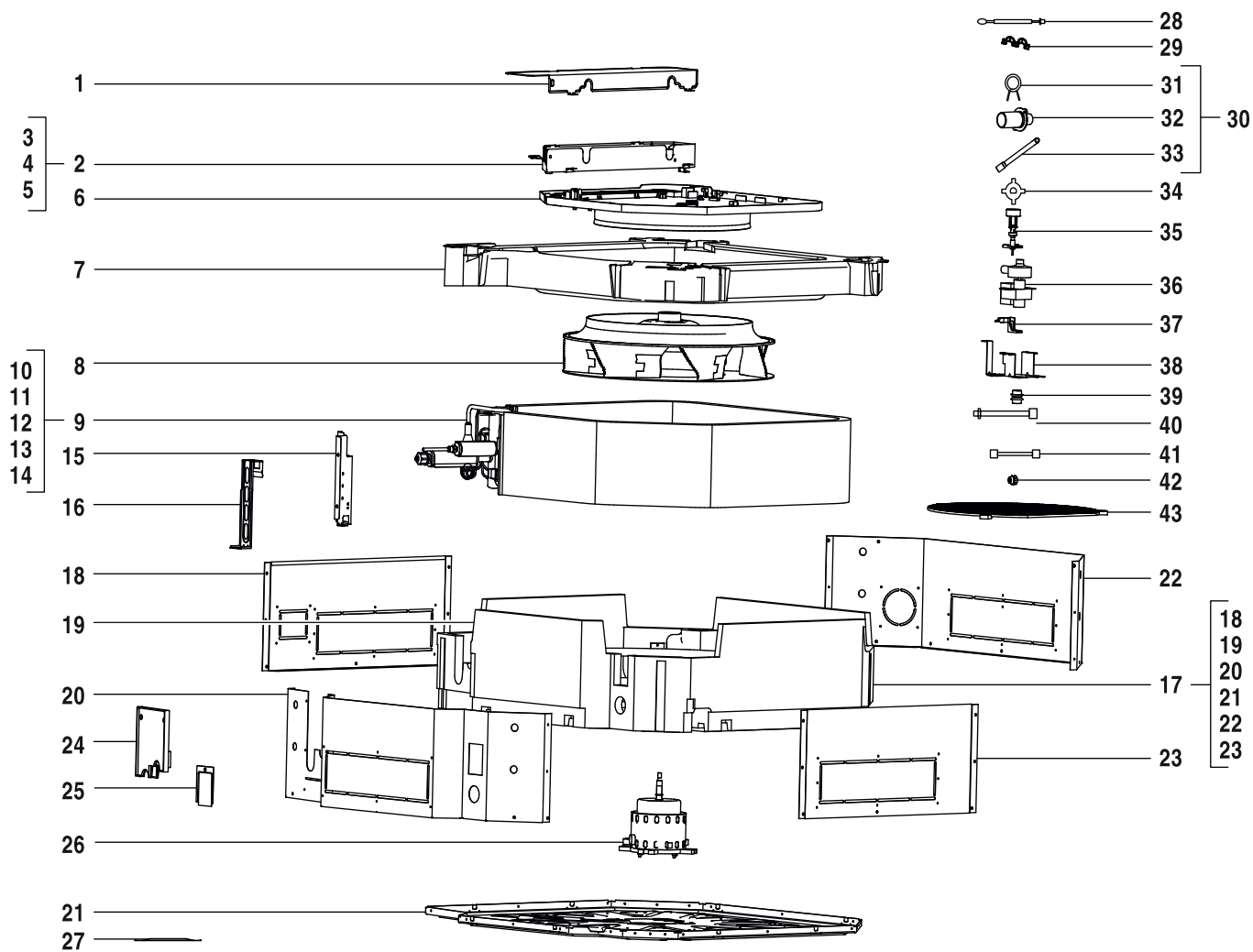
Spare parts list



8738894893.aa.RO

AF-4CR 28-1 P	7733700619
AF-4CR 36-1 P	7733700620
AF-4CR 45-1 P	7733700621
AF-4CR 56-1 P	7733700622
AF-4CR 71-1 P	7733700623
AF-4CR 80-1 P	7733700624

Spare parts list




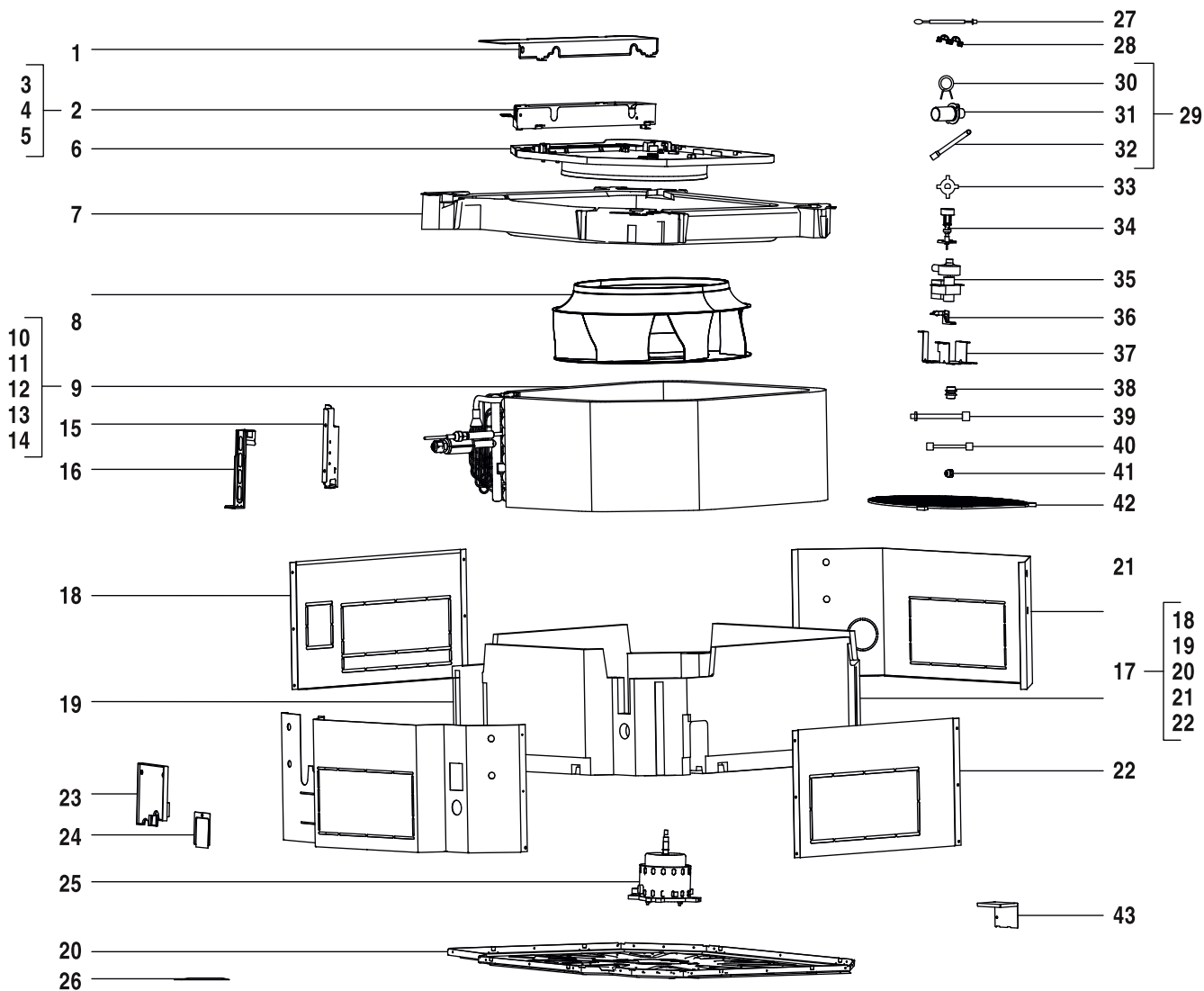
8738894893.aa.RO

AF-4CR 28-1 P	7733700619
AF-4CR 36-1 P	7733700620
AF-4CR 45-1 P	7733700621
AF-4CR 56-1 P	7733700622
AF-4CR 71-1 P	7733700623
AF-4CR 80-1 P	7733700624

Description		AF-4CR 28-1 P	AF-4CR 36-1 P	AF-4CR 45-1 P	AF-4CR 56-1 P	AF-4CR 71-1 P	AF-4CR 80-1 P														Remarks
41 Earthing line	8 733 501 350	■	■	■	■	■	■														
42 Copper nut	7 739 836 168				■	■	■														
42 Copper nut	7 739 836 222	■	■	■																	
43 Protection grille of fan	8 733 501 641	■	■	■	■	■	■														
Connection cable AF-4C/4CR	8 750 501 444	■	■	■	■	■	■														
Adapter CCB V14 (400mm)	8 750 502 330	■	■	■	■	■	■														

AF-4CR 28-1 P	7733700619
AF-4CR 36-1 P	7733700620
AF-4CR 45-1 P	7733700621
AF-4CR 56-1 P	7733700622
AF-4CR 71-1 P	7733700623
AF-4CR 80-1 P	7733700624


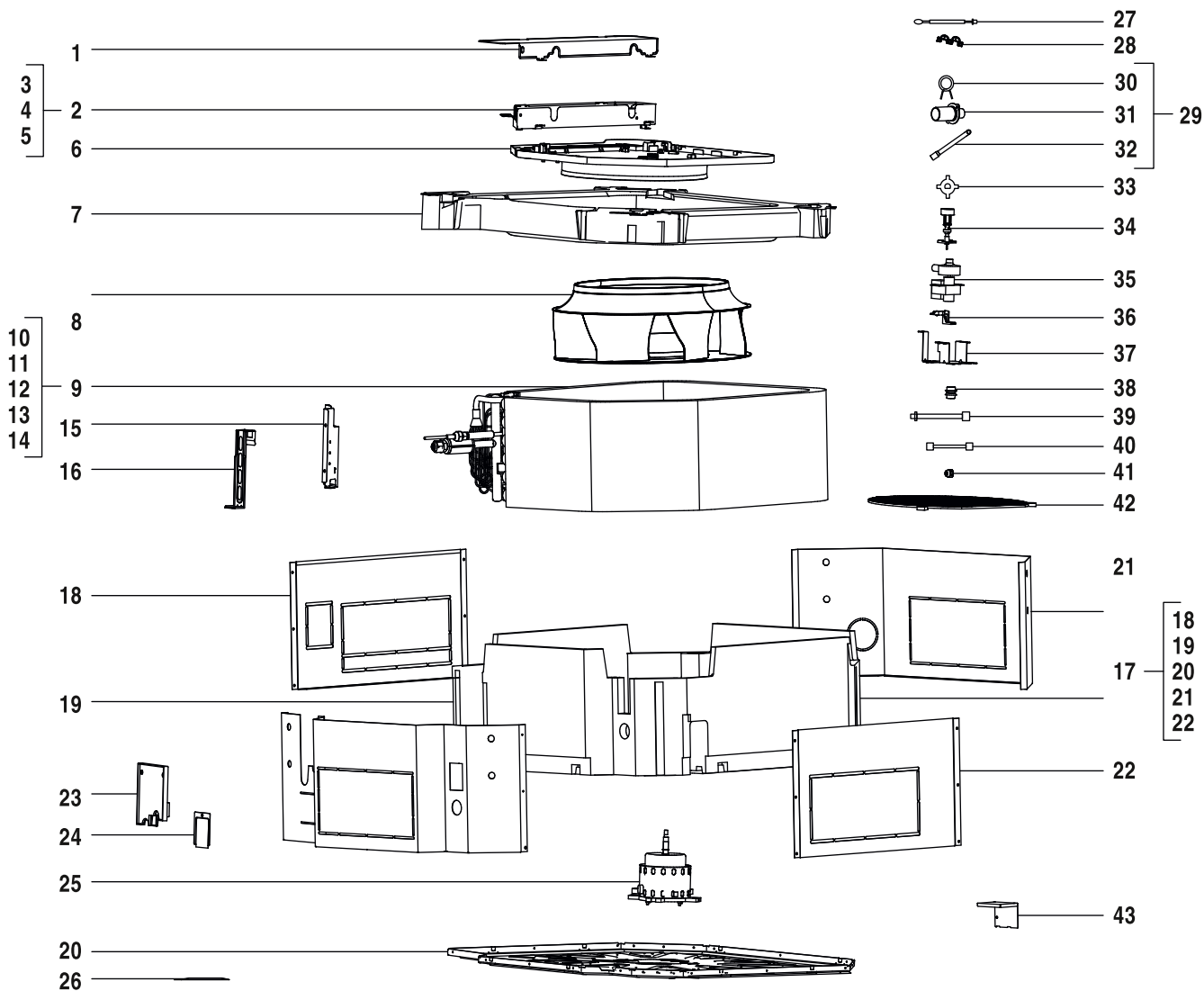
Spare parts list



8738894894.aa.RO

AF-4CR 100-1 P	7733700626
AF-4CR 112-1 P	7733700627
AF-4CR 140-1 P	7733700628
AF-4CR 90-1 P	7733700625

Spare parts list



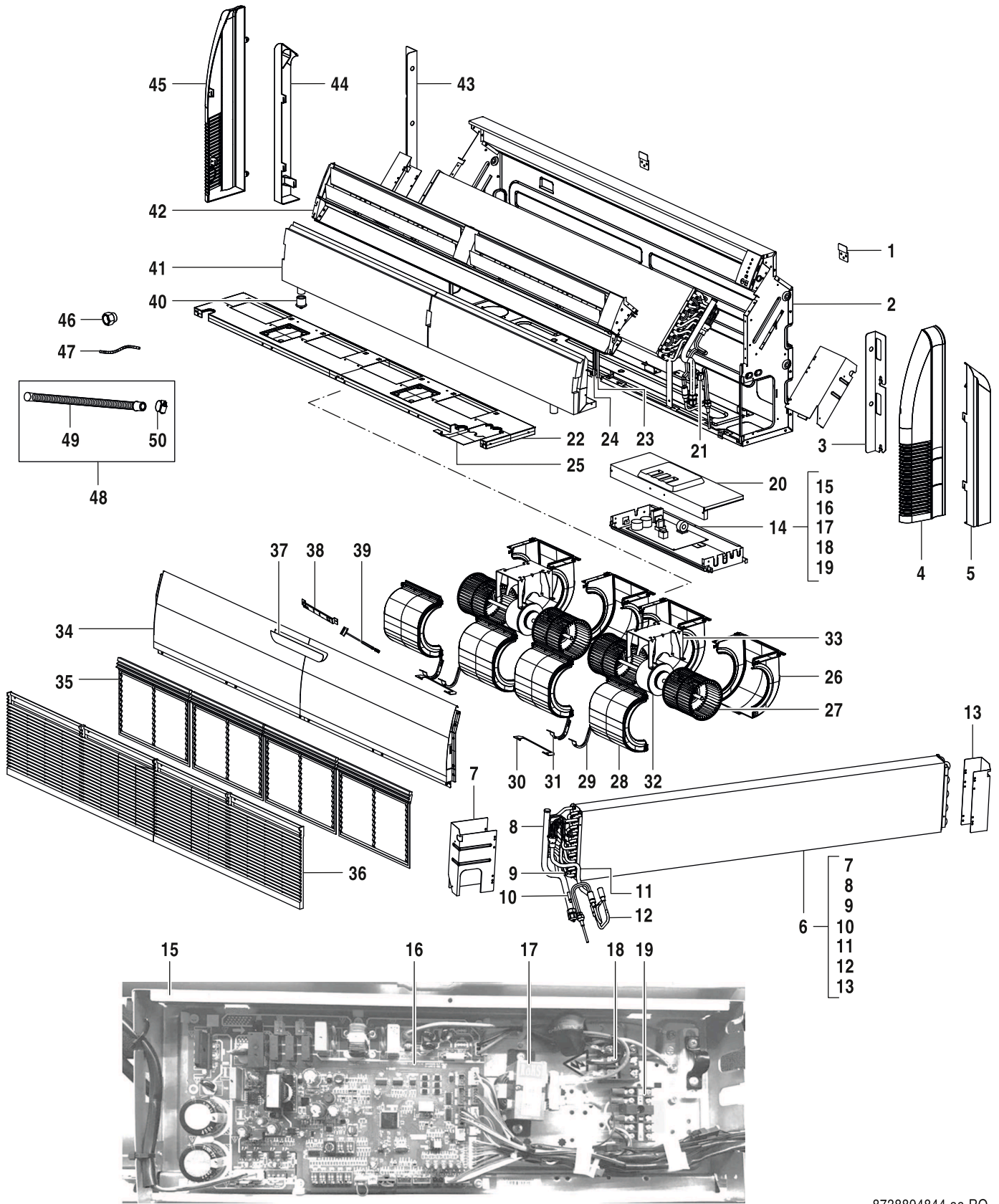
8738894894.aa.RO

AF-4CR 100-1 P	7733700626
AF-4CR 112-1 P	7733700627
AF-4CR 140-1 P	7733700628
AF-4CR 90-1 P	7733700625

Description		AF-4CR 100-1 P	AF-4CR 112-1 P	AF-4CR 140-1 P	AF-4CR 90-1 P																																Remarks
42 Protection grille of fan	8 733 501 641	■	■	■	■																																
43 Supporter	8 733 501 700	■		■	■																																
43 Supporter	8 733 501 712		■																																		
Connection cable AF-4C/4CR	8 750 501 444	■	■	■	■																																
Adapter CCB V14 (400mm)	8 750 502 330	■	■	■	■																																

AF-4CR 100-1 P	7733700626
AF-4CR 112-1 P	7733700627
AF-4CR 140-1 P	7733700628
AF-4CR 90-1 P	7733700625

Spare parts list

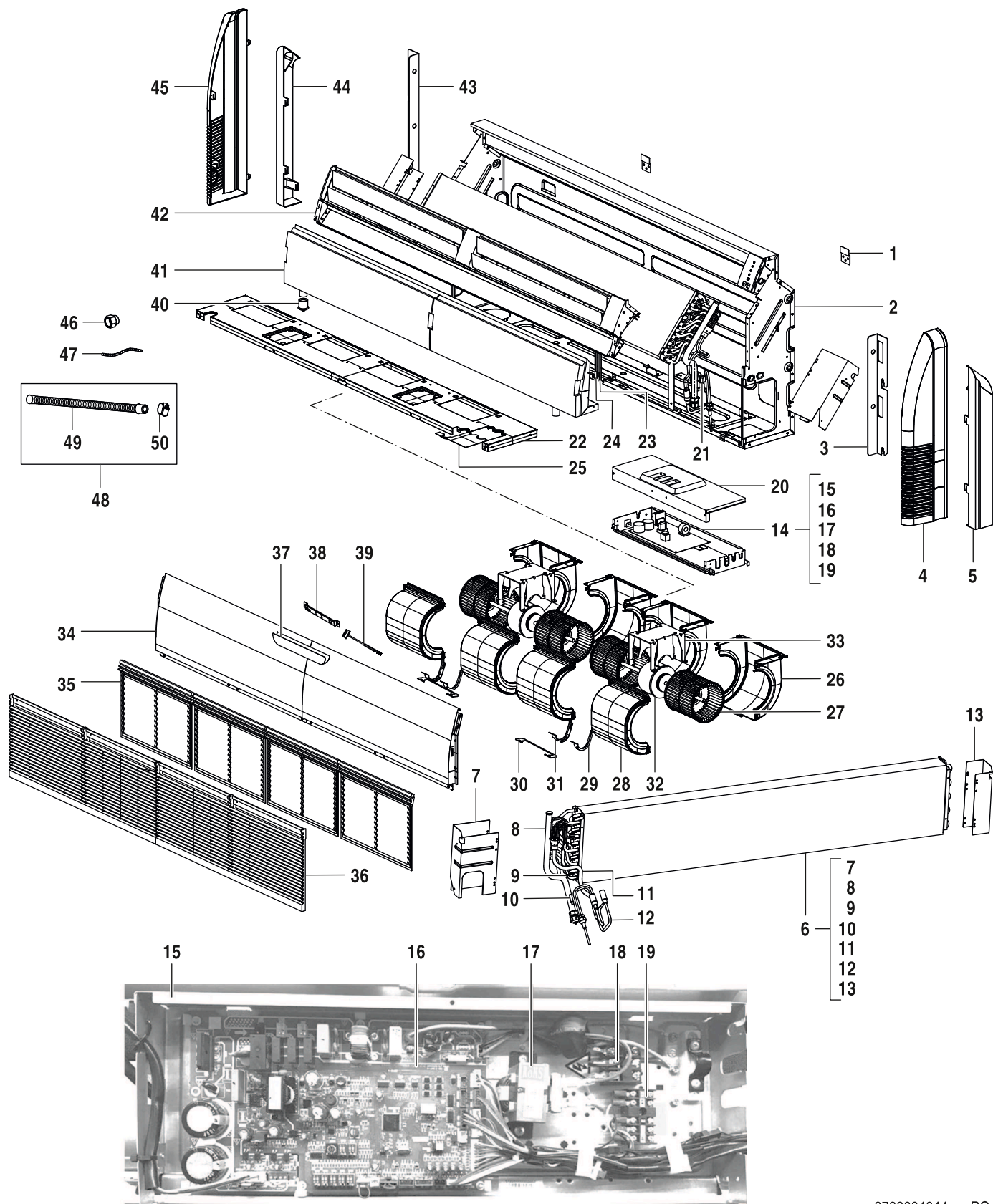


8738894844.aa.RO

AF-CF 112-1
AF-CF 140-1

7733700679
7733700680

Spare parts list



8738894844.aa.RO


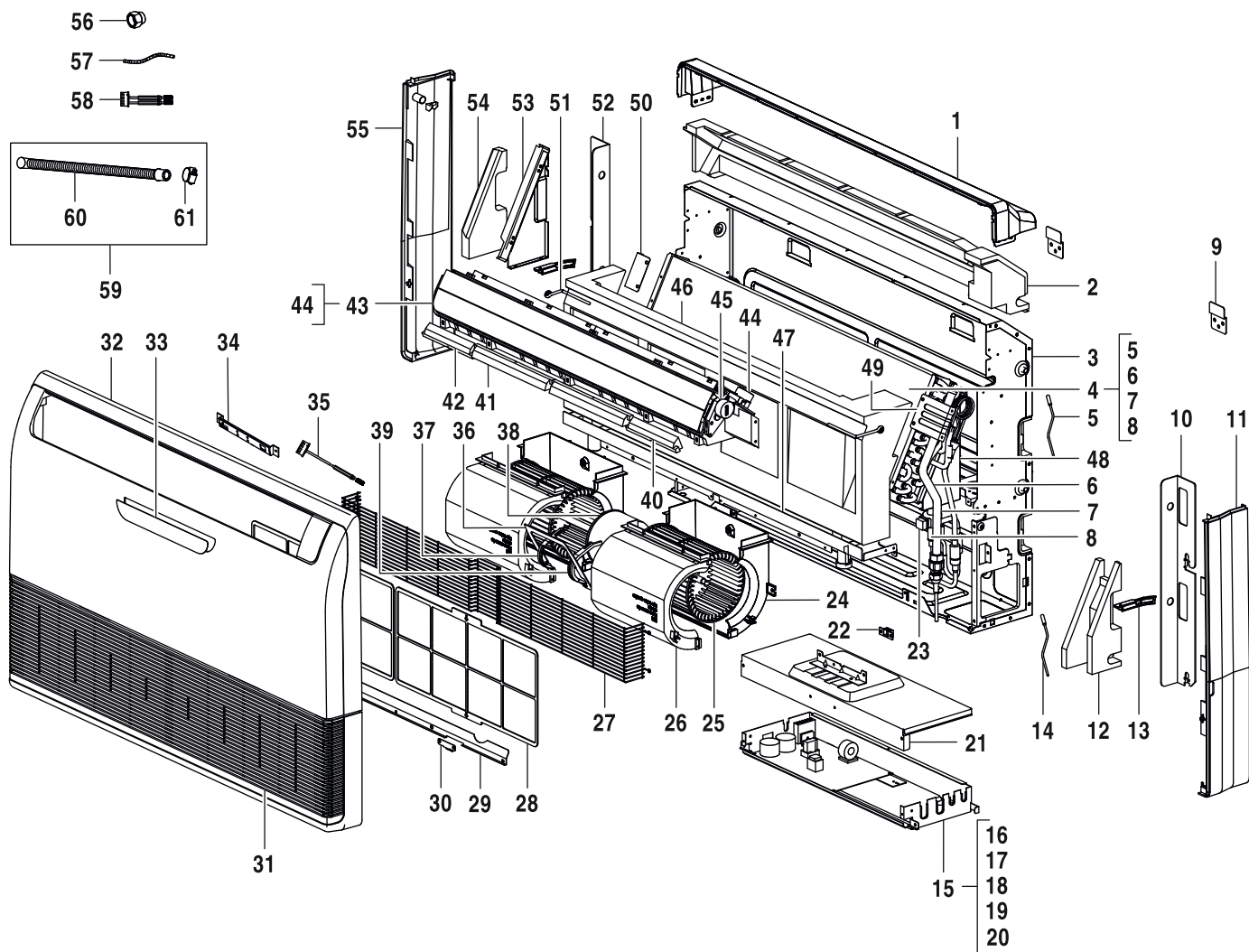
AF-CF 112-1
AF-CF 140-1

7733700679
7733700680

	Description		AF-CF 112-1	AF-CF 140-1																																		Remarks
49	Drainage pipe	7 739 831 834	■	■																																		
50	Drainage pipe clip	8 733 501 341	■	■																																		
	Connection cable AF-IDU	8 750 501 446	■	■																																		
	Adapter CCB V14 (400mm)	8 750 502 330	■	■																																		

AF-CF 112-1	7733700679
AF-CF 140-1	7733700680

Spare parts list


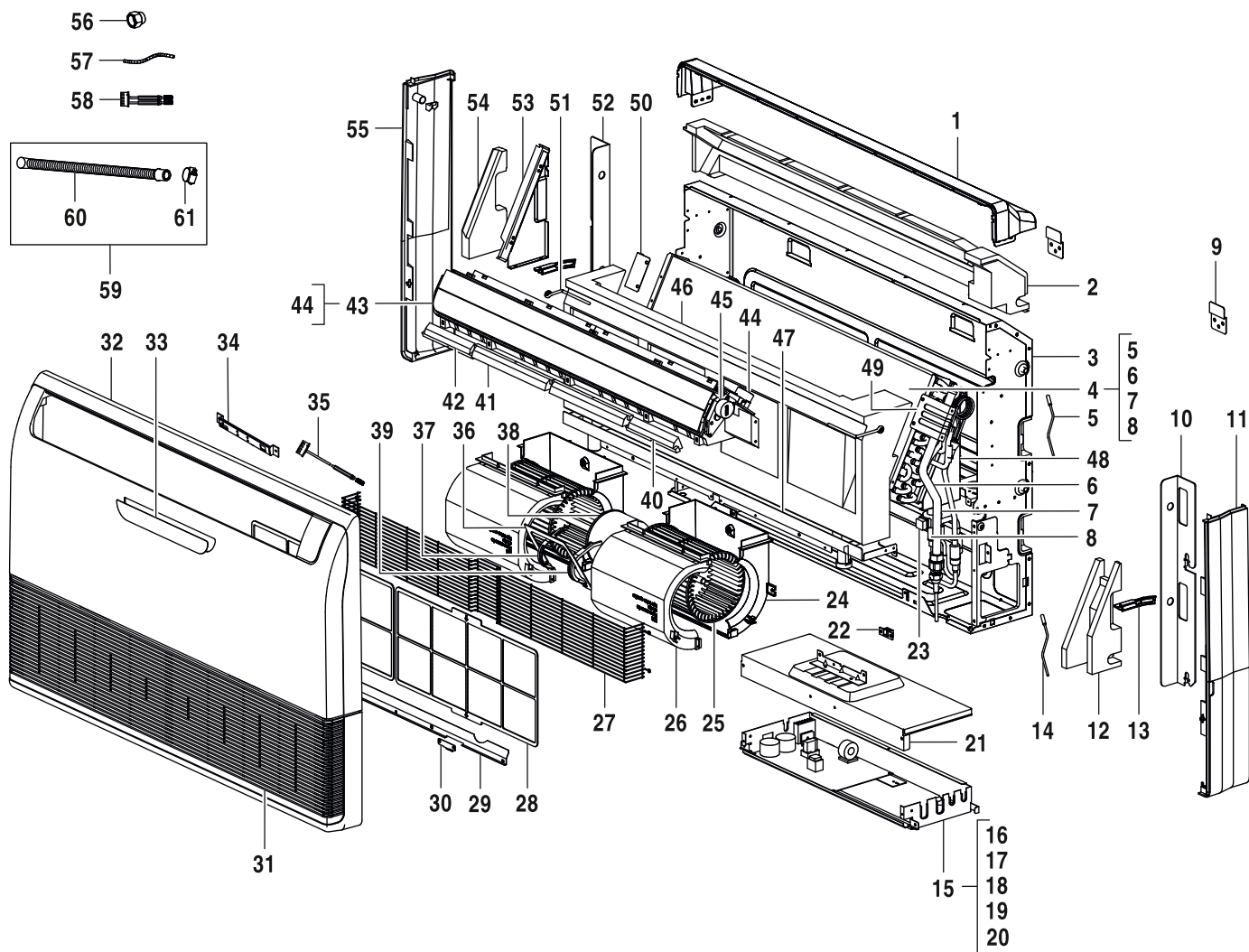


8738894842.aa.RO

AF-CF 36-1	7733700673
AF-CF 45-1	7733700674
AF-CF 56-1	7733700675
AF-CF 71-1	7733700676

Description		AF-CF 36-1	AF-CF 45-1	AF-CF 56-1	AF-CF 71-1																	Remarks
1	Cover	7 739 831 862	■	■	■	■																
2	Foam of chassis assembly	7 739 836 227	■	■	■	■																
3	Chassis assembly	7 739 836 228	■	■	■	■																
4	Evaporator Assy	7 739 831 846	■																			
4	Evaporator assembly	7 739 831 869		■																		
4	Evaporator assembly	7 739 831 873			■	■																
5	Pipe temperature sensor	7 739 831 147	■	■	■	■																
6	Evaporator outlet pipe assembly	7 739 831 870		■																		
6	Evaporator outlet pipe assembly	7 739 831 874			■	■																
6	Evaporator outlet pipe assembly	8 733 501 723	■																			
7	Evaporator inlet pipe assembly	7 739 831 871		■																		
7	Evaporator inlet pipe assembly	7 739 831 875			■	■																
7	Evaporator inlet pipe assembly	8 733 501 722	■																			
8	EXV valve body	7 739 831 491	■	■	■	■																
9	Mounting base	7 739 836 226	■	■	■	■																
10	Mounting plate	7 739 831 864	■	■	■	■																
11	Cover	7 739 831 865	■	■	■	■																
12	Foam	7 739 836 241	■	■	■	■																
13	Grille clamp	7 739 831 854	■	■	■	■																
14	Pipe temperature sensor	7 733 700 028	■																			
14	Pipe temperature sensor	7 739 834 388		■	■	■																
15	E-part box with electronic components	8 733 501 388	■	■	■	■																
16	E-part box housing	7 739 836 231	■	■	■	■																
17	Indoor unit main PCB	8 733 501 545	■	■	■	■																
18	Reactor	8 733 501 651	■	■	■	■																
19	Wiring terminal	7 739 831 566	■	■	■	■																
20	Wiring terminal	8 733 501 716	■	■	■	■																
21	Cover of E-part box	7 739 836 229	■	■	■	■																
22	Grille clamp	7 739 831 838	■	■	■	■																
23	EXV valve coil	7 739 831 358	■	■	■	■																
24	Shell of centrifugal fan, down	7 739 831 832	■	■	■	■																
25	Centrifugal fan	8 733 501 253	■	■	■	■																
26	Shell of centrifugal fan	7 739 836 235	■	■	■	■																
27	Protection grille	8 733 501 638	■	■	■	■																
28	Air filter	7 739 831 839	■	■	■	■																
29	Strengthen rib of grille	7 739 831 861	■	■	■	■																
30	Grille clamp	7 739 831 826	■	■	■	■																
31	Strengthen rib of grille	7 739 831 861	■	■	■	■																
32	Panel	8 733 501 603	■	■	■	■																
33	Display board	8 733 501 335	■	■	■	■																
34	Display board	8 733 501 337	■	■	■	■																
35	Compressor wiring cable	8 733 501 277	■	■	■	■																
36	Board assembly	7 739 834 812	■	■	■	■																
37	Cover of motor, left	7 739 831 538	■	■	■	■																
38	Brushless DC motor	7 739 834 661	■	■	■	■																
39	Cover of motor, right	7 739 831 541	■	■	■	■																
40	Foam of air outlet frame	7 739 836 242	■	■	■	■																
41	Foam of air outlet frame	7 739 836 243	■	■	■	■																
AF-CF 36-1		7733700673																				
AF-CF 45-1		7733700674																				
AF-CF 56-1		7733700675																				
AF-CF 71-1		7733700676																				


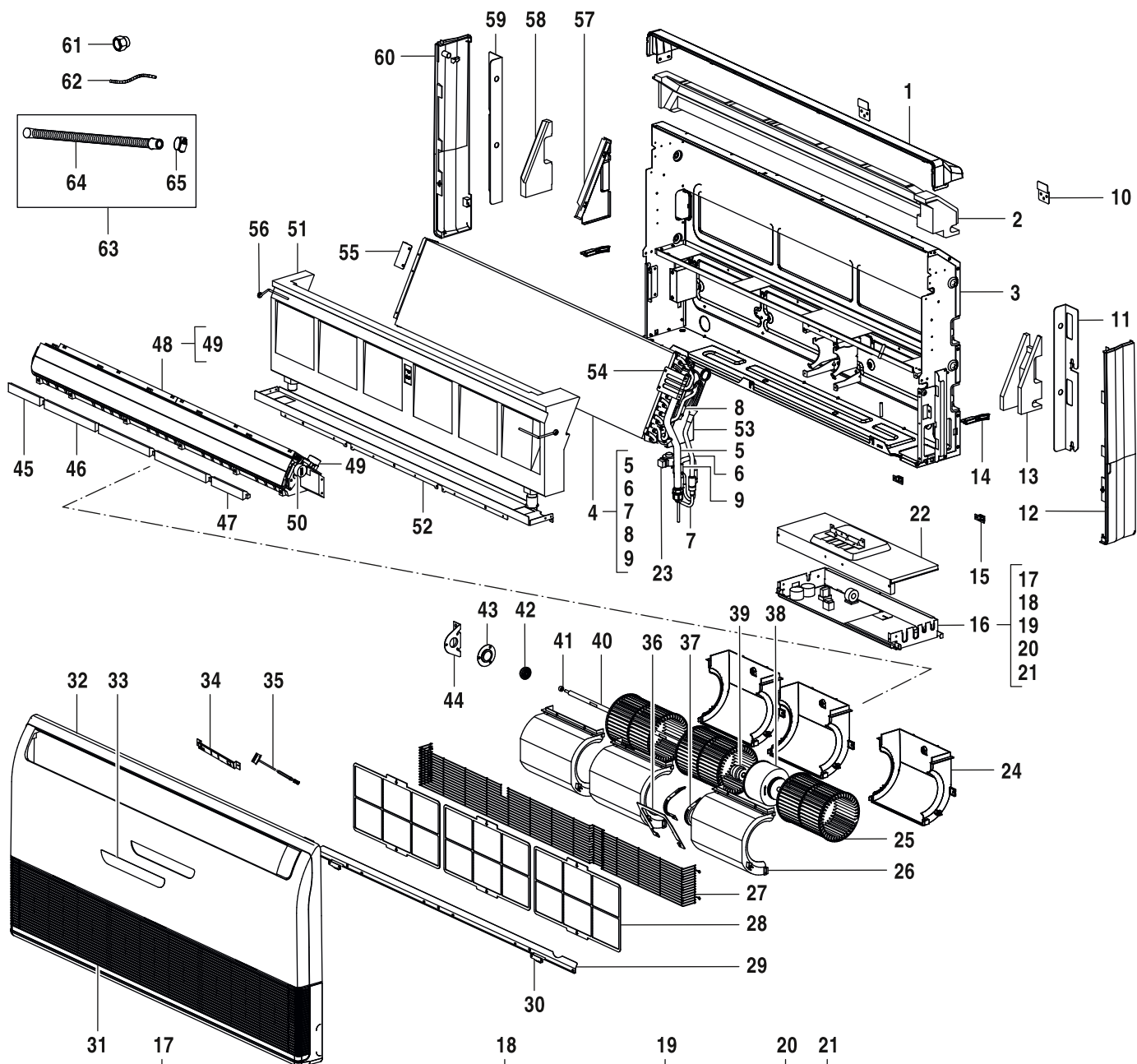
Spare parts list



8738894842.aa.RO

AF-CF 36-1	7733700673
AF-CF 45-1	7733700674
AF-CF 56-1	7733700675
AF-CF 71-1	7733700676


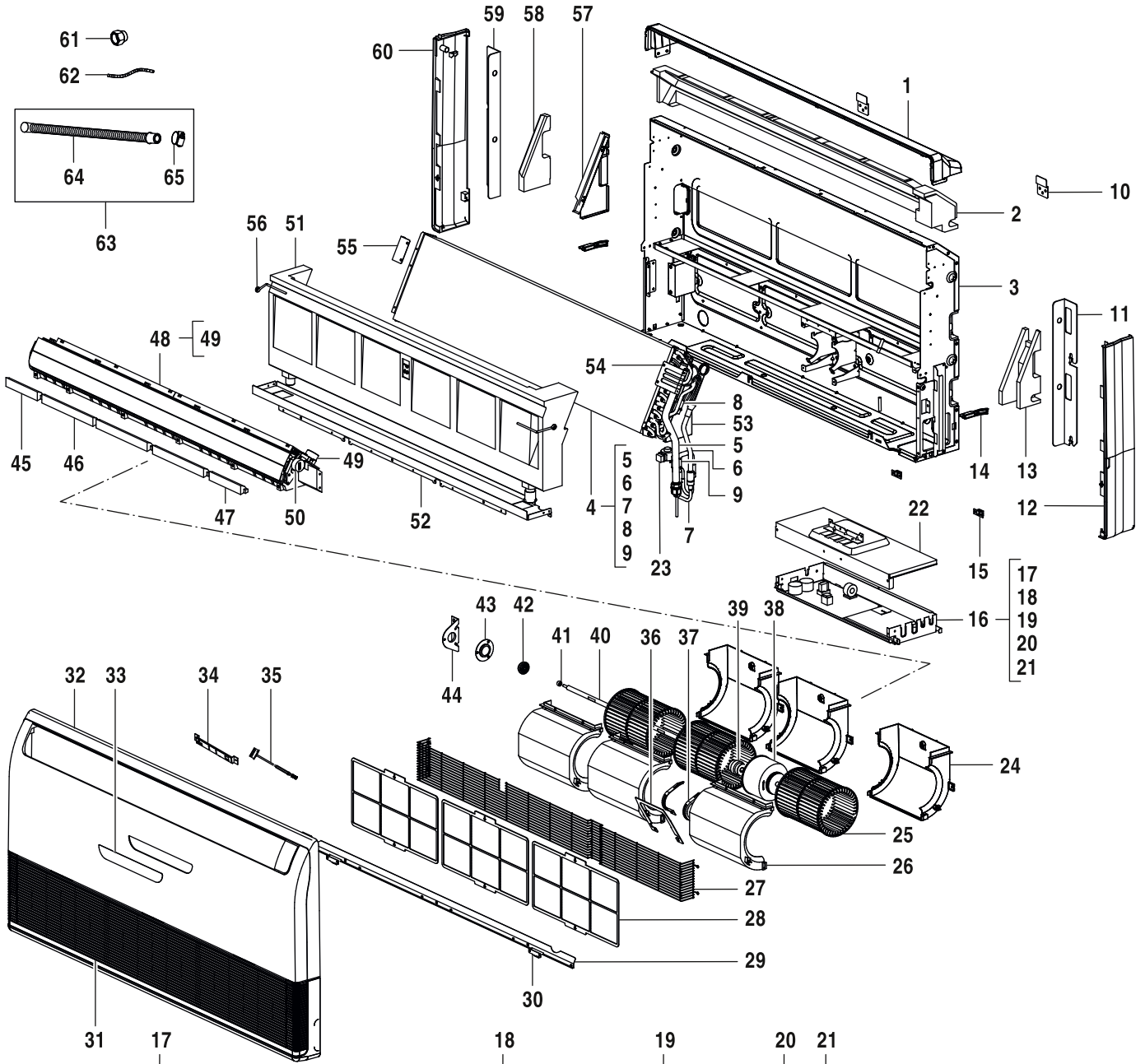
Spare parts list



8738894843.aa.RO

AF-CF 80-1 7733700677
 AF-CF 90-1 7733700678


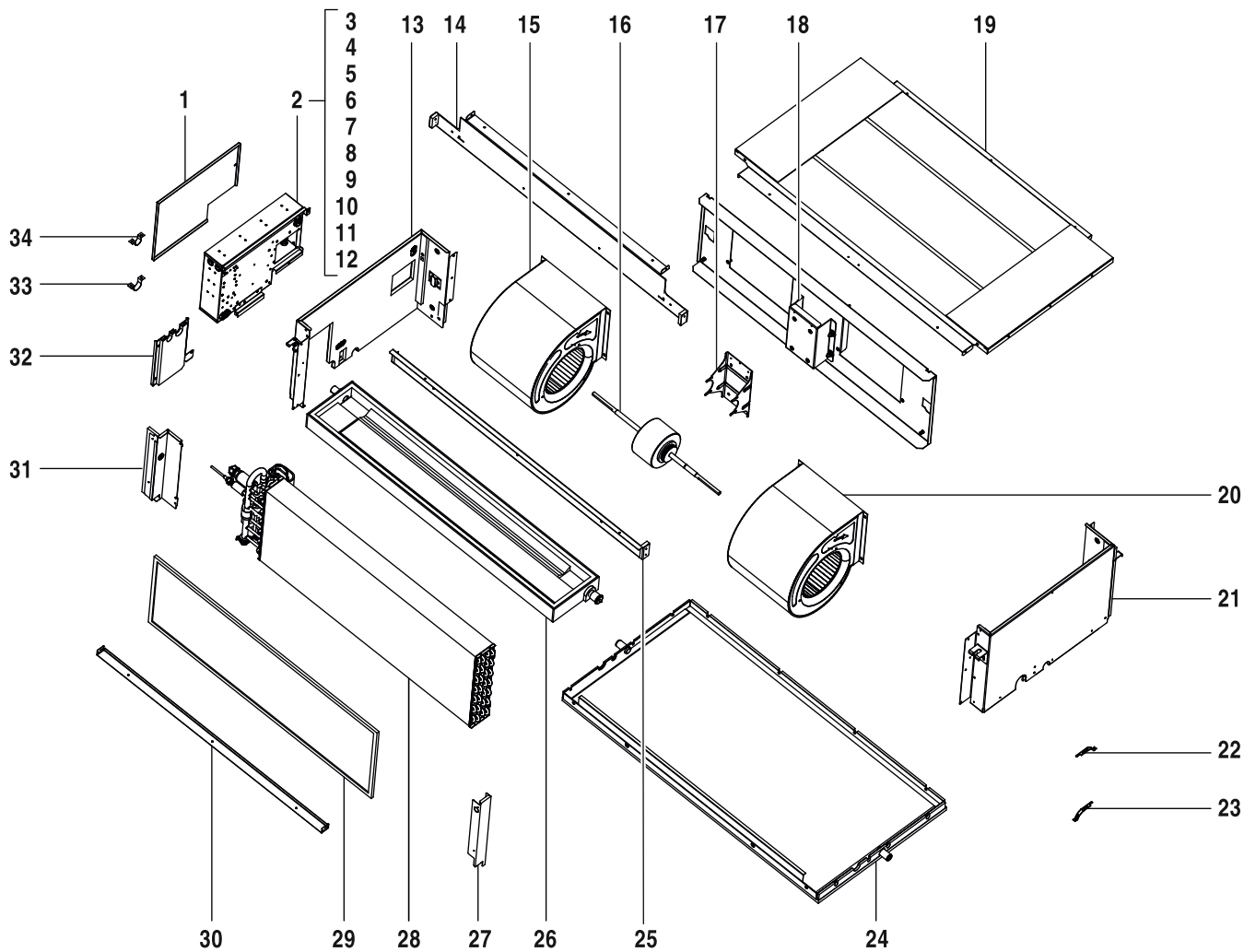
Spare parts list



8738894843.aa.RO

AF-CF 80-1 7733700677
 AF-CF 90-1 7733700678

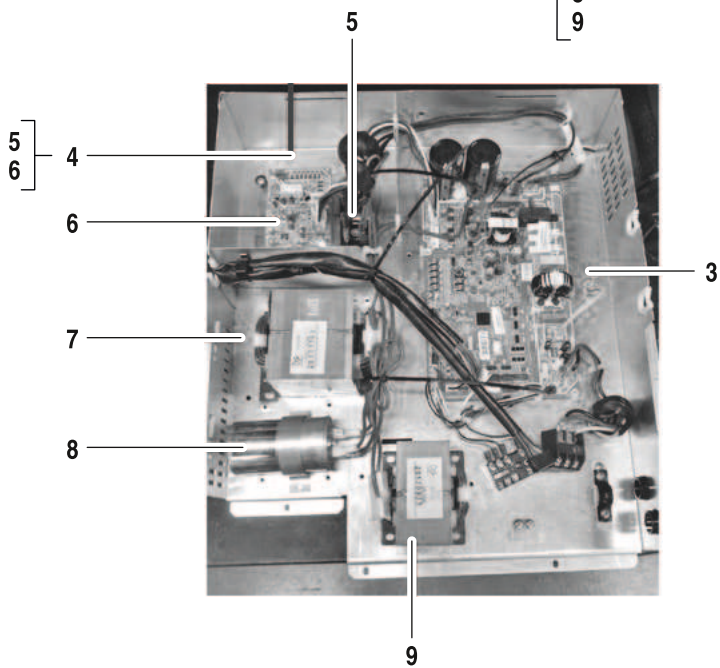
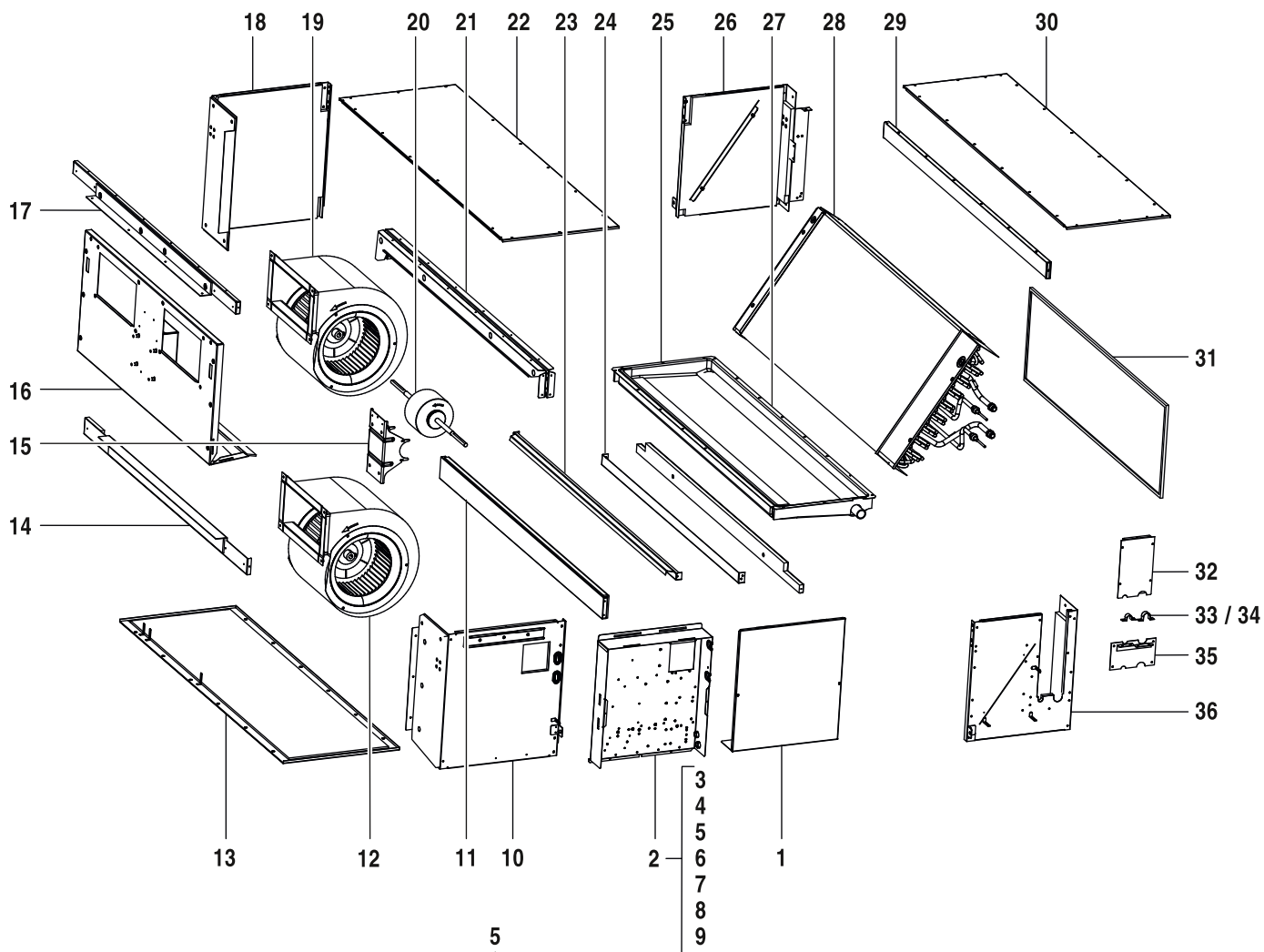
Spare parts list



8738894862.aa.RO

AF-DH 140-1	7733700660
AF-DH 160-1	7733700661


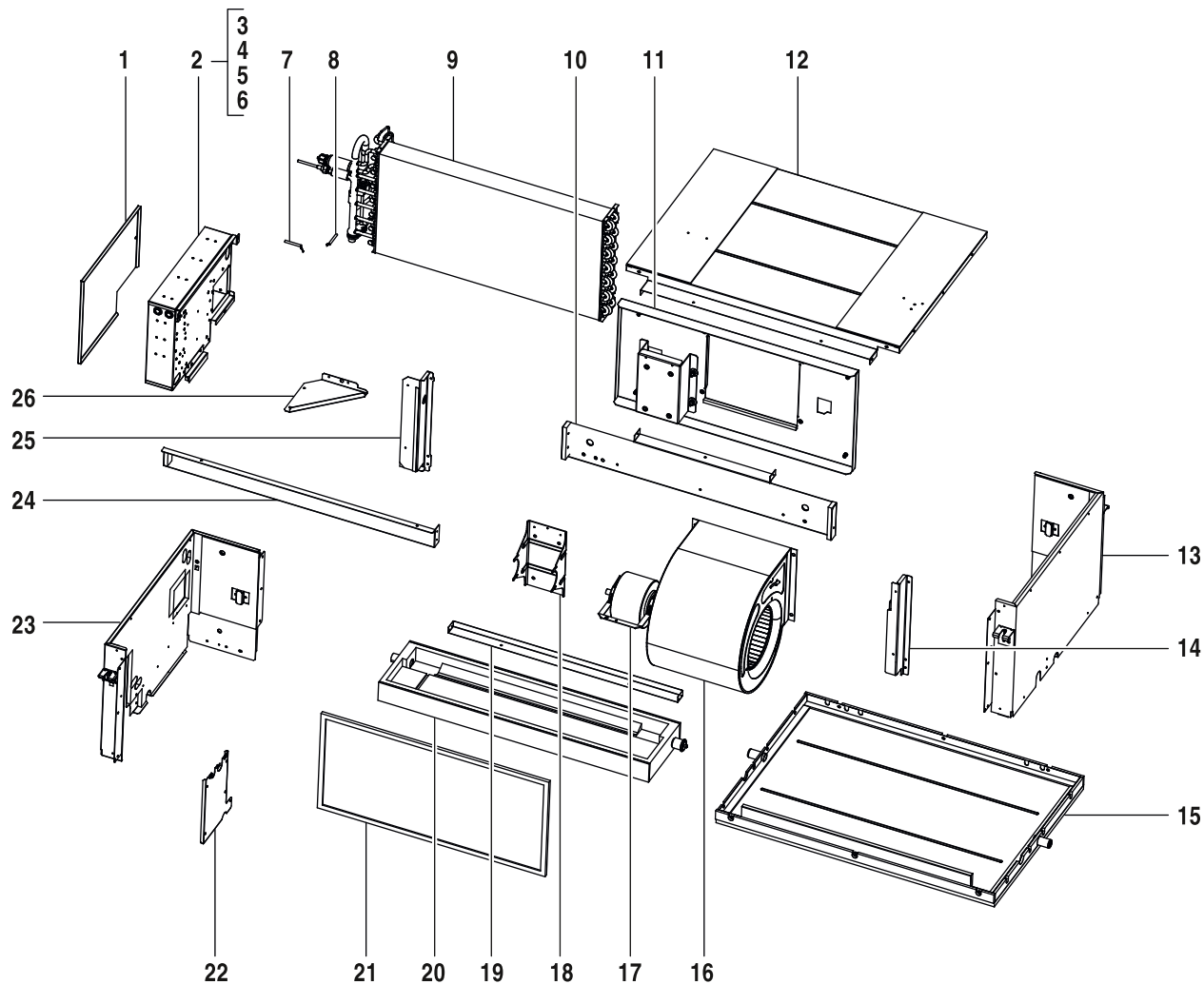
Spare parts list



8738894863.aa.RO

AF-DH 200-1	7733700662
AF-DH 250-1	7733700663
AF-DH 280-1	7733700664

Spare parts list


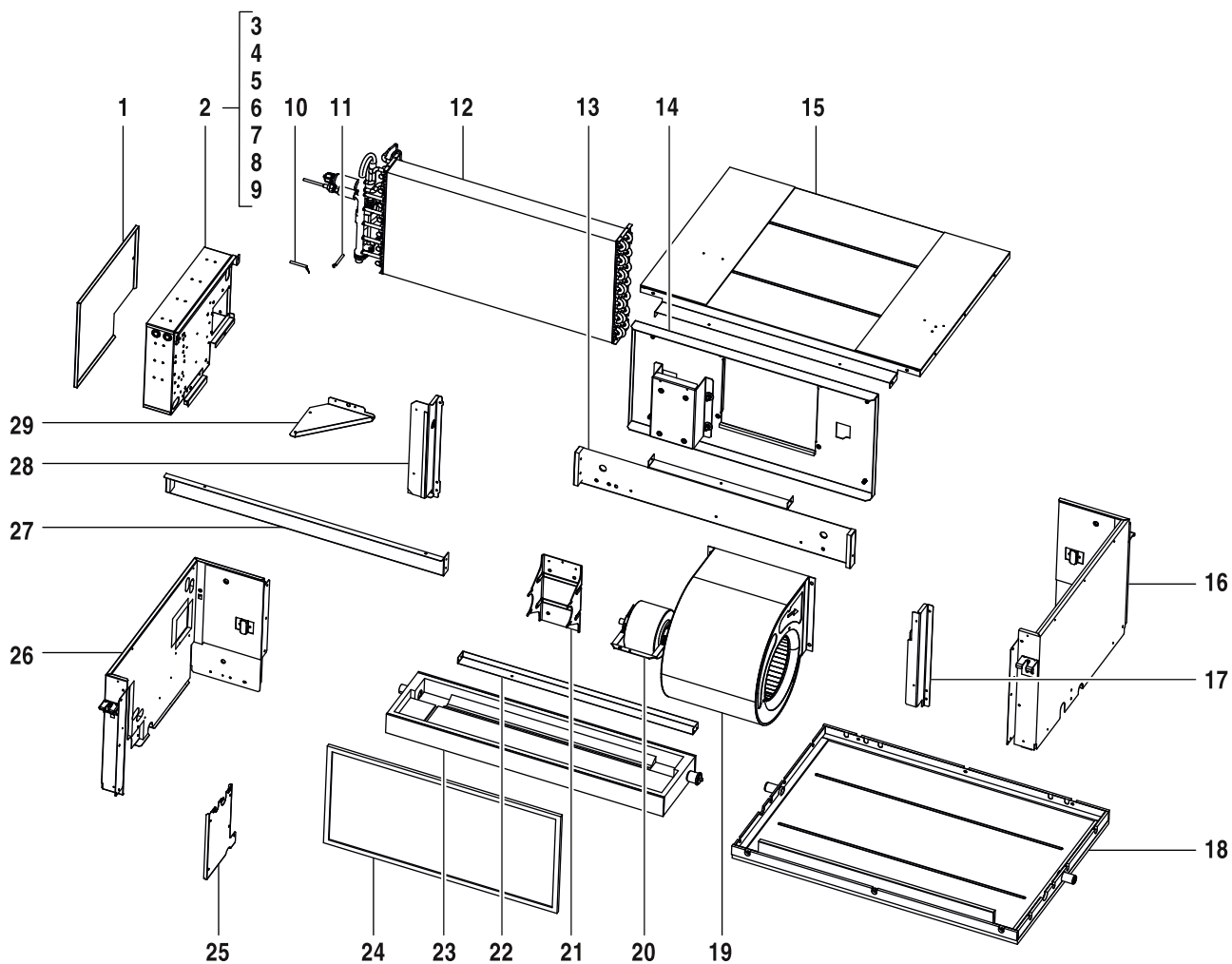


8738894954.aa.RO

AF-DH 71-1
AF-DH 80-1

7733700656
7733700657

Spare parts list



8738894861.aa.RO

AF-DH 112-1
AF-DH 90-1


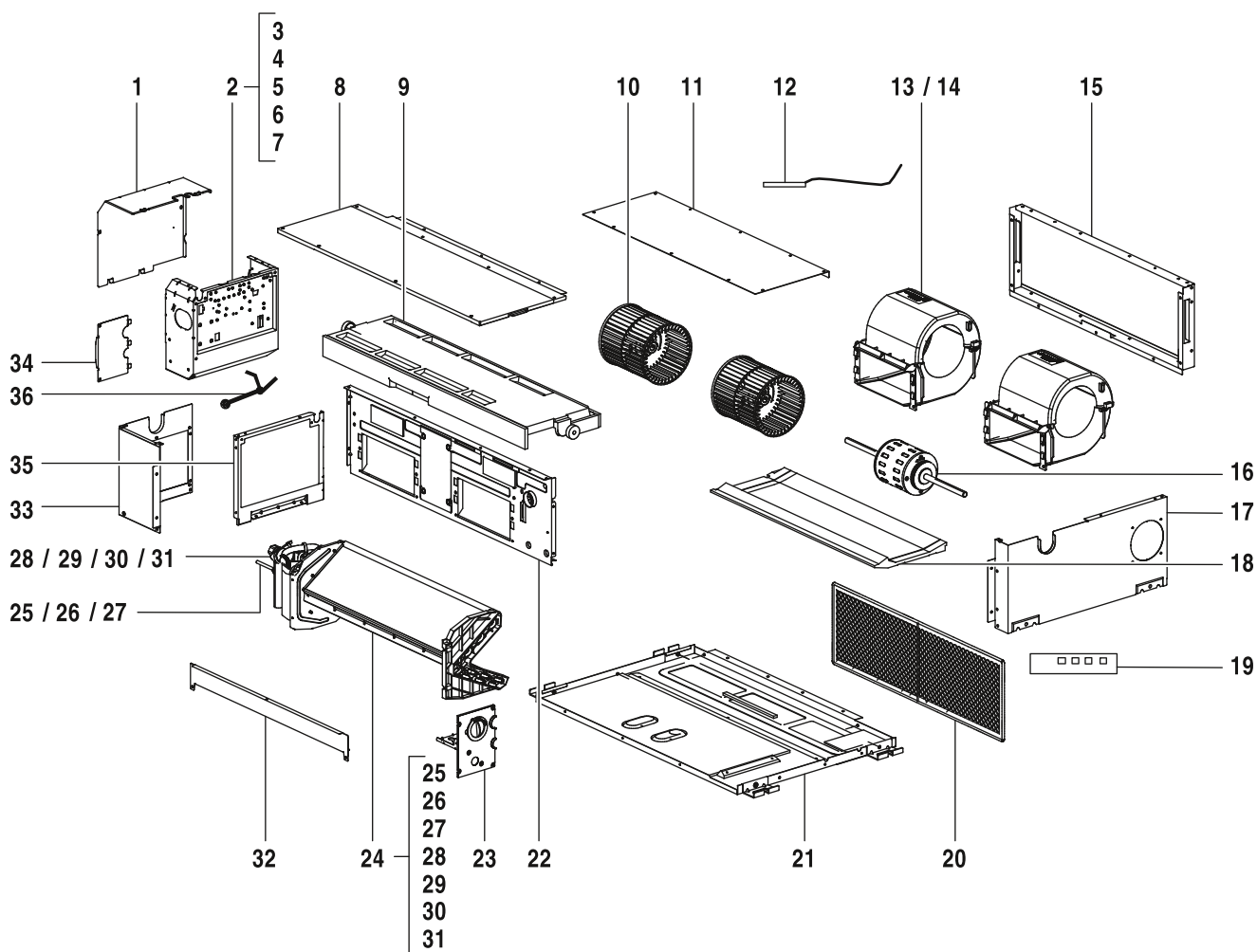
7733700659
7733700658

Description		AF-DH 112-1	AF-DH 90-1																		Remarks
1	Cover of E-part box	7 739 834 695	■	■																	
2	E-part box with electronic components	8 733 501 395	■	■																	
3	Indoor unit main PCB	8 733 501 547	■	■																	
4	Reactor	7 739 834 838	■	■																	
5	Radiator	8 733 501 645	■	■																	
6	Rectifier bridge	7 739 831 114	■	■																	
7	Fan module	8 733 501 513	■	■																	
8	Wiring terminal	8 733 501 716	■	■																	
9	Wiring terminal	7 739 831 674	■	■																	
10	Room temperature sensor	7 739 831 203	■	■																	
11	Pipe temperature sensor	7 739 834 388	■	■																	
12	Evaporator assembly	7 739 831 725	■	■																	
13	Side plate assembly, front	7 739 831 708	■	■																	
14	Mounting base of fan and motor	7 739 836 334	■	■																	
15	Cover, top	7 739 836 315	■	■																	
16	Side plate assembly, left	7 739 831 711	■	■																	
17	Mounting plate of evaporator	7 739 836 316	■	■																	
18	Chassis assembly	7 739 836 317	■	■																	
19	Centrifugal fan	7 739 834 636	■	■																	
20	Brushless DC motor	7 739 836 336	■	■																	
21	Supporter	7 739 834 804	■	■																	
22	Side plate assembly, rear	7 739 831 717	■	■																	
23	Drainage water pan	7 739 831 718	■	■																	
24	Air Filter	7 739 831 716	■	■																	
25	Cover of pipe	7 739 831 719	■	■																	
26	Side plate assembly, right	8 733 501 676	■	■																	
27	Beam assembly	7 739 831 722	■	■																	
28	Mounting plate of evaporator	7 739 831 723	■	■																	
29	Strengthen board	7 739 836 324	■	■																	
	Connection cable AF-IDU	8 750 501 446	■	■																	
	Adapter CCB V14 (400mm)	8 750 502 330	■	■																	

--	--	--	--	--	--	--	--	--	--	--	--	--	--	--	--	--	--	--	--	--

AF-DH 112-1	7733700659																				
AF-DH 90-1	7733700658																				


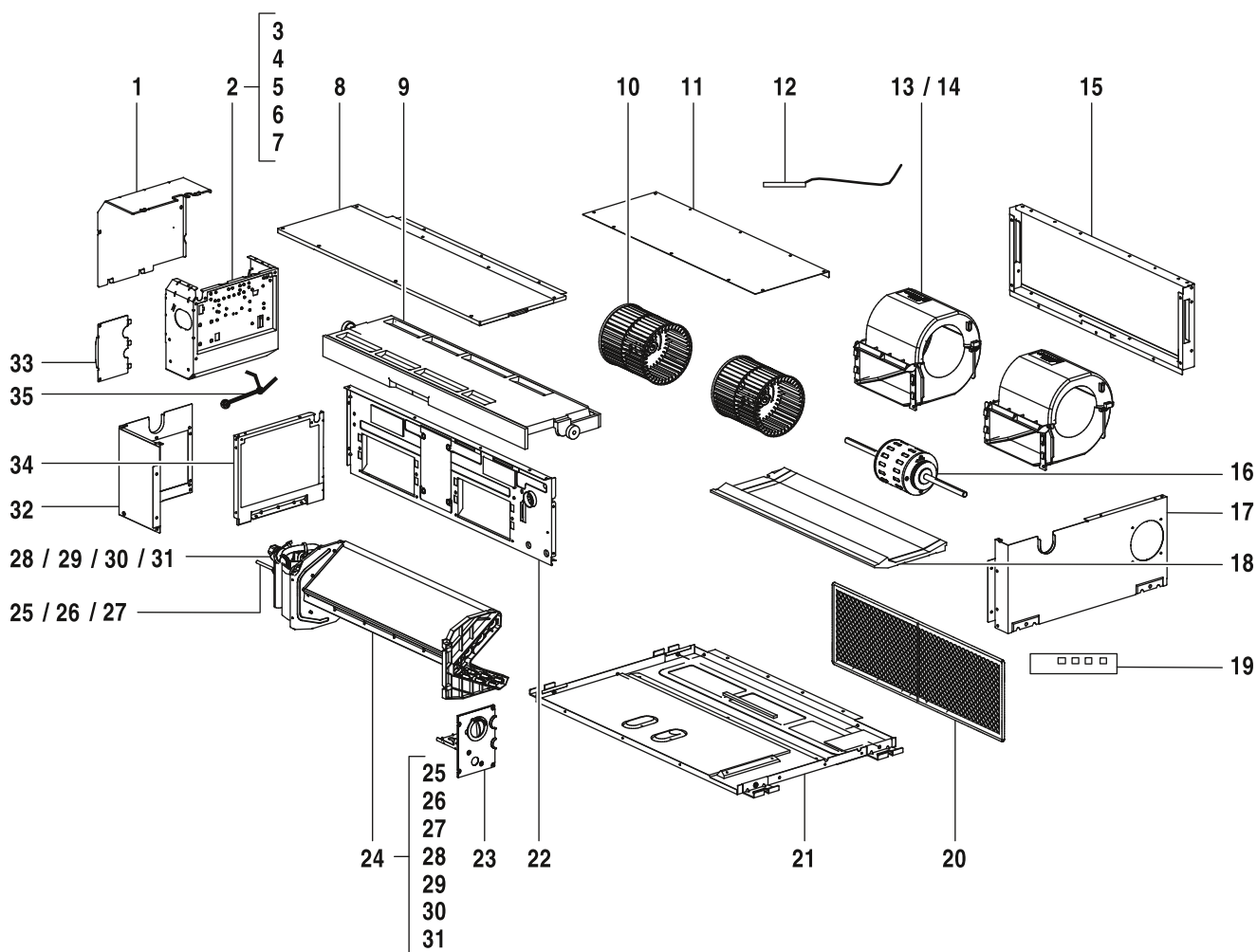
Spare parts list



8738894864.aa.RO

AF-DL 22-1 P	7733700646
AF-DL 28-1 P	7733700647
AF-DL 36-1 P	7733700648

Spare parts list


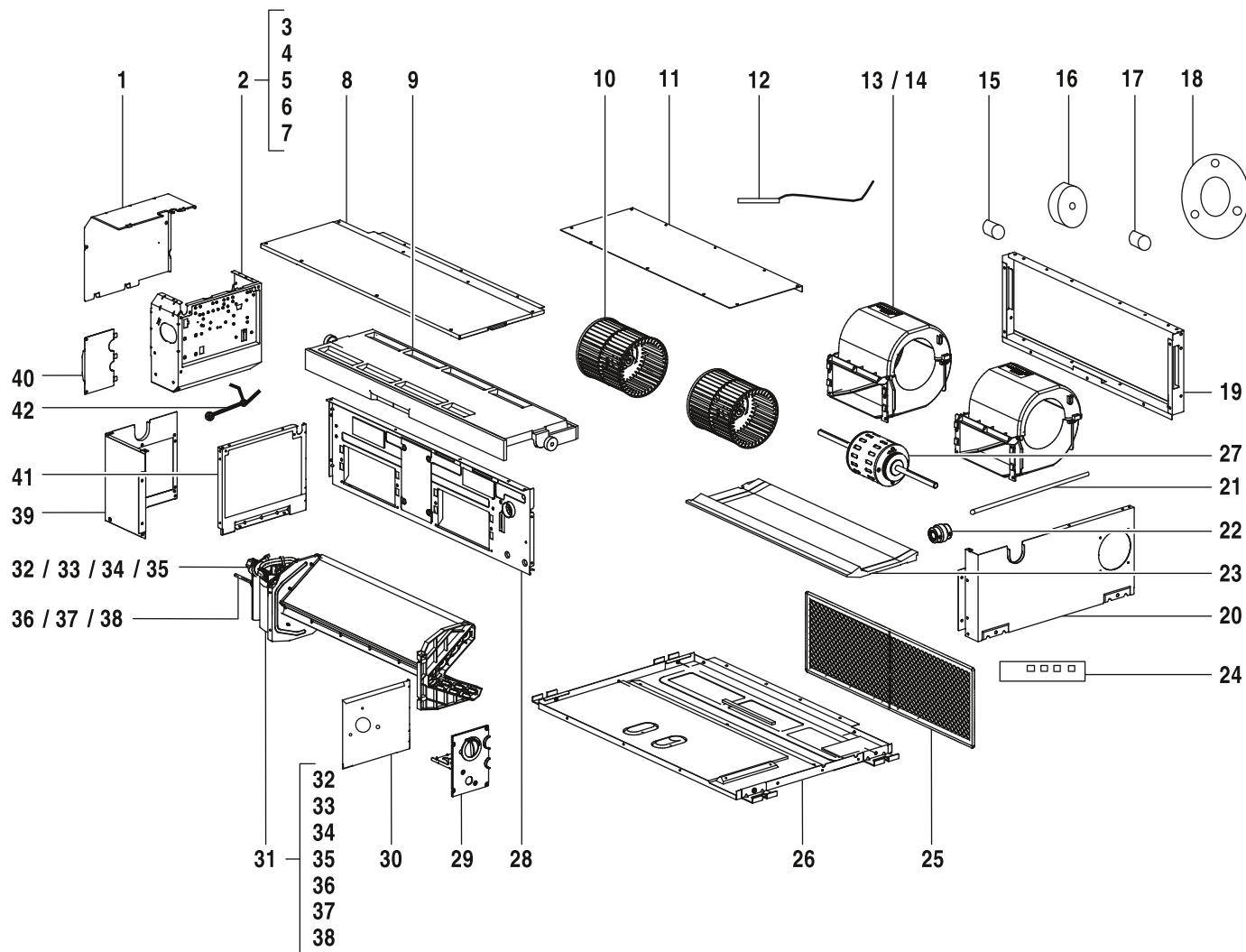


8738894865.aa.RO

AF-DL 45-1 P
AF-DL 56-1 P


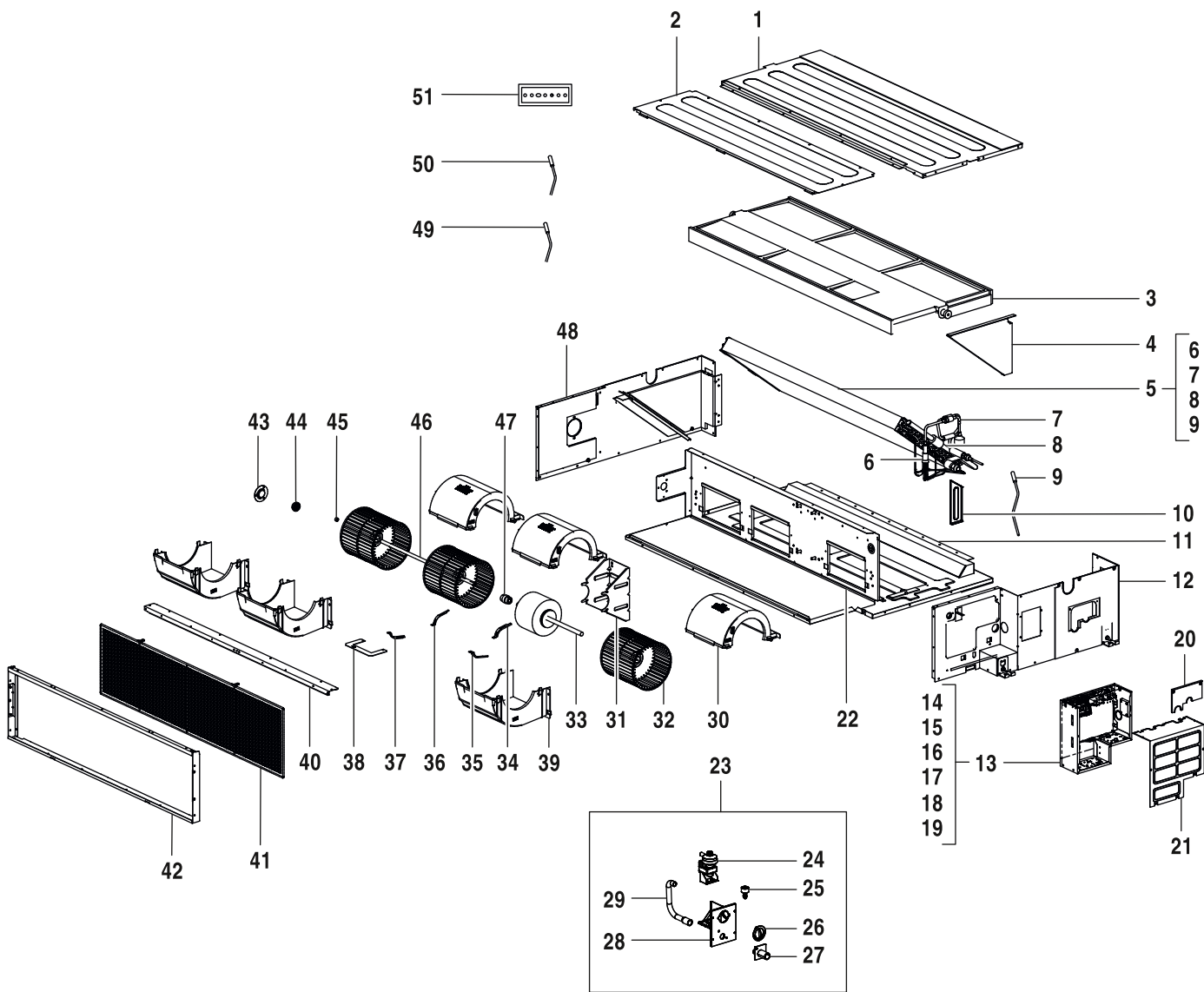
7733700649
7733700650

Spare parts list




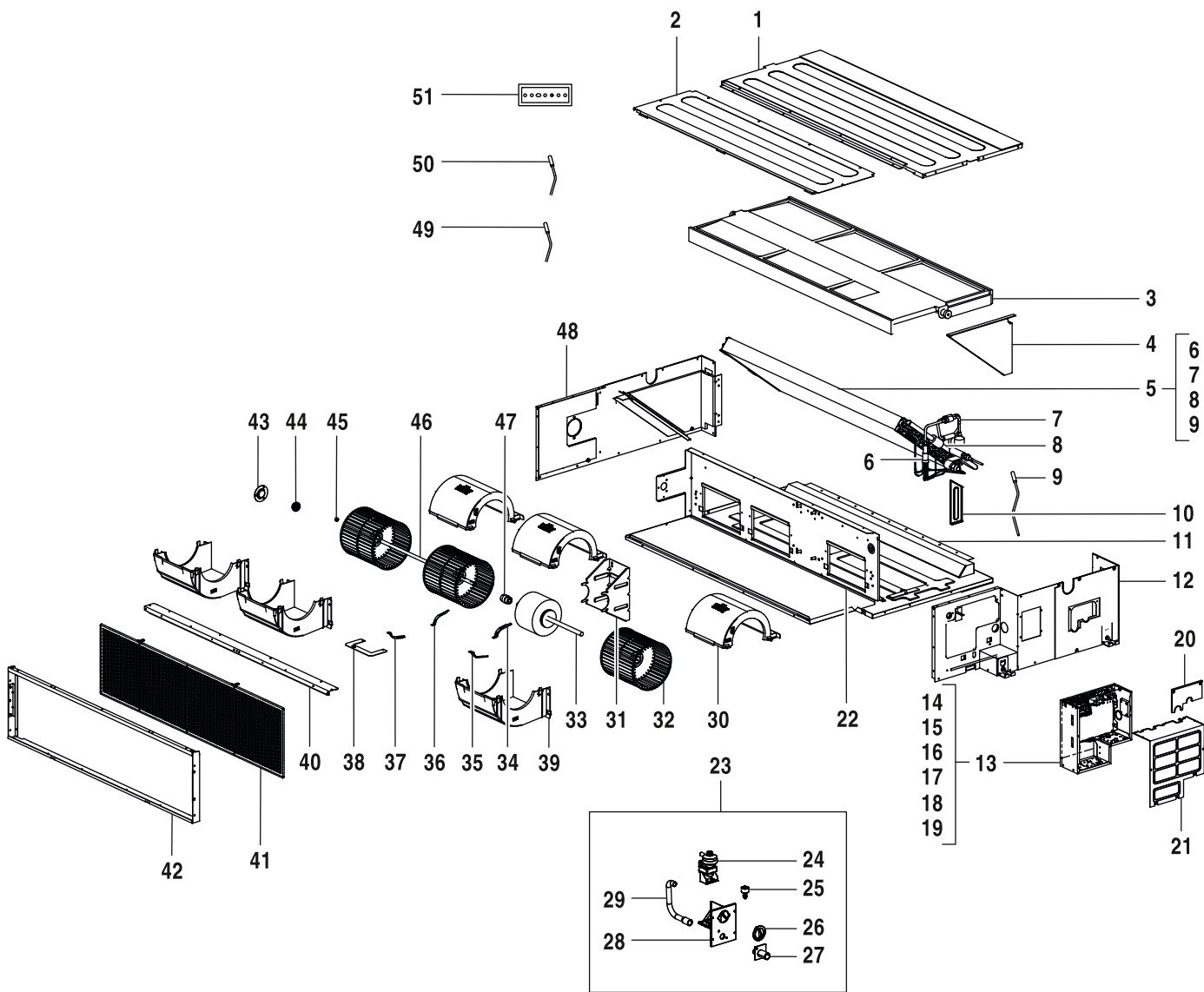
8738894866.aa.RO

Spare parts list



8738894892.aa.RO

Spare parts list




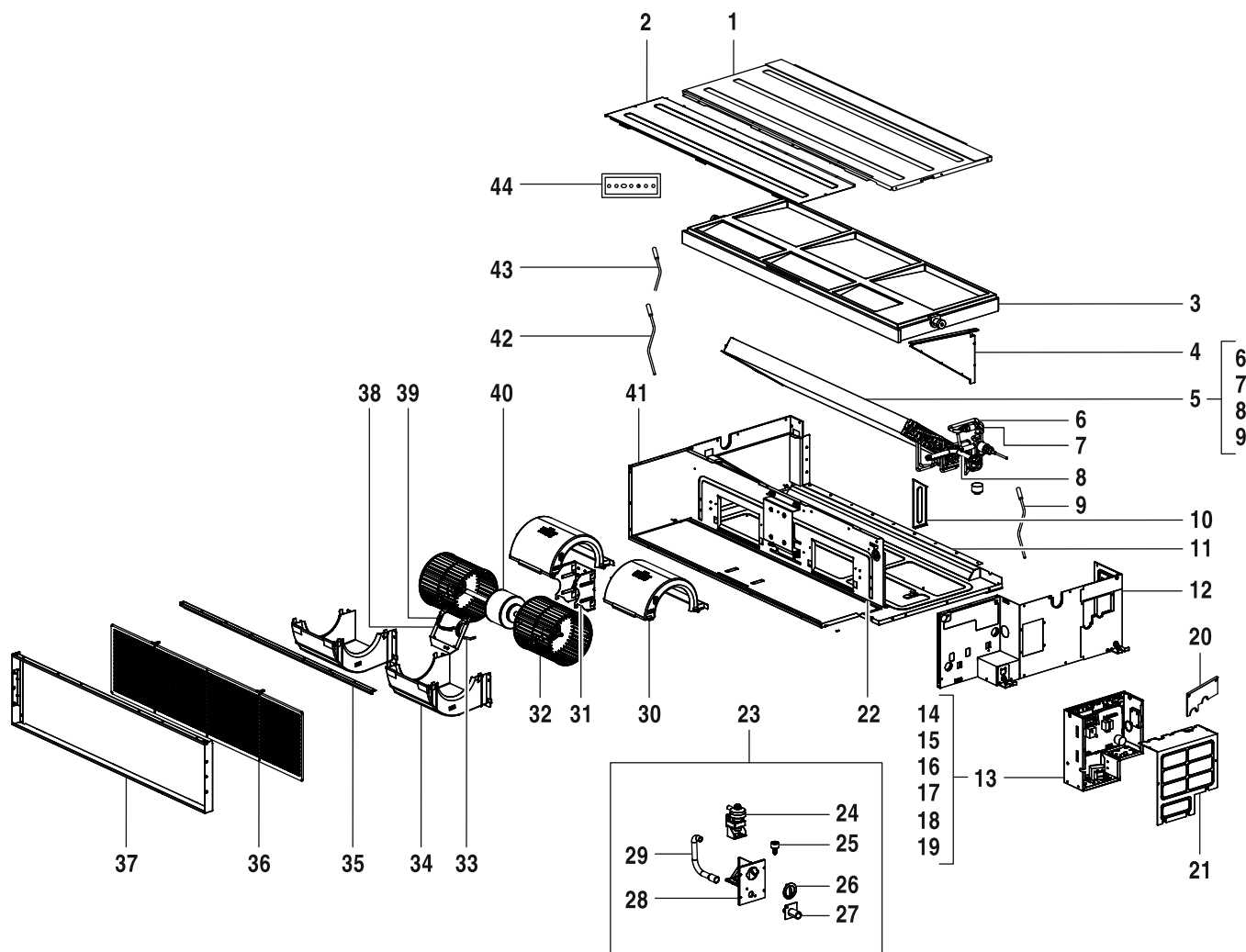
8738894892.aa.RO

		AF-DM 140-1 P																																			
Description																																					
49 Pipe temperature sensor	7 739 831 461	■																																			
50 Pipe temperature sensor	7 739 834 388	■																																			
51 Display board	7 739 834 665	■																																			
Connection cable AF-IDU	8 750 501 446	■																																			
Adapter CCB V14 (400mm)	8 750 502 330	■																																			

--

AF-DM 140-1 P	7733700655
---------------	------------

Spare parts list




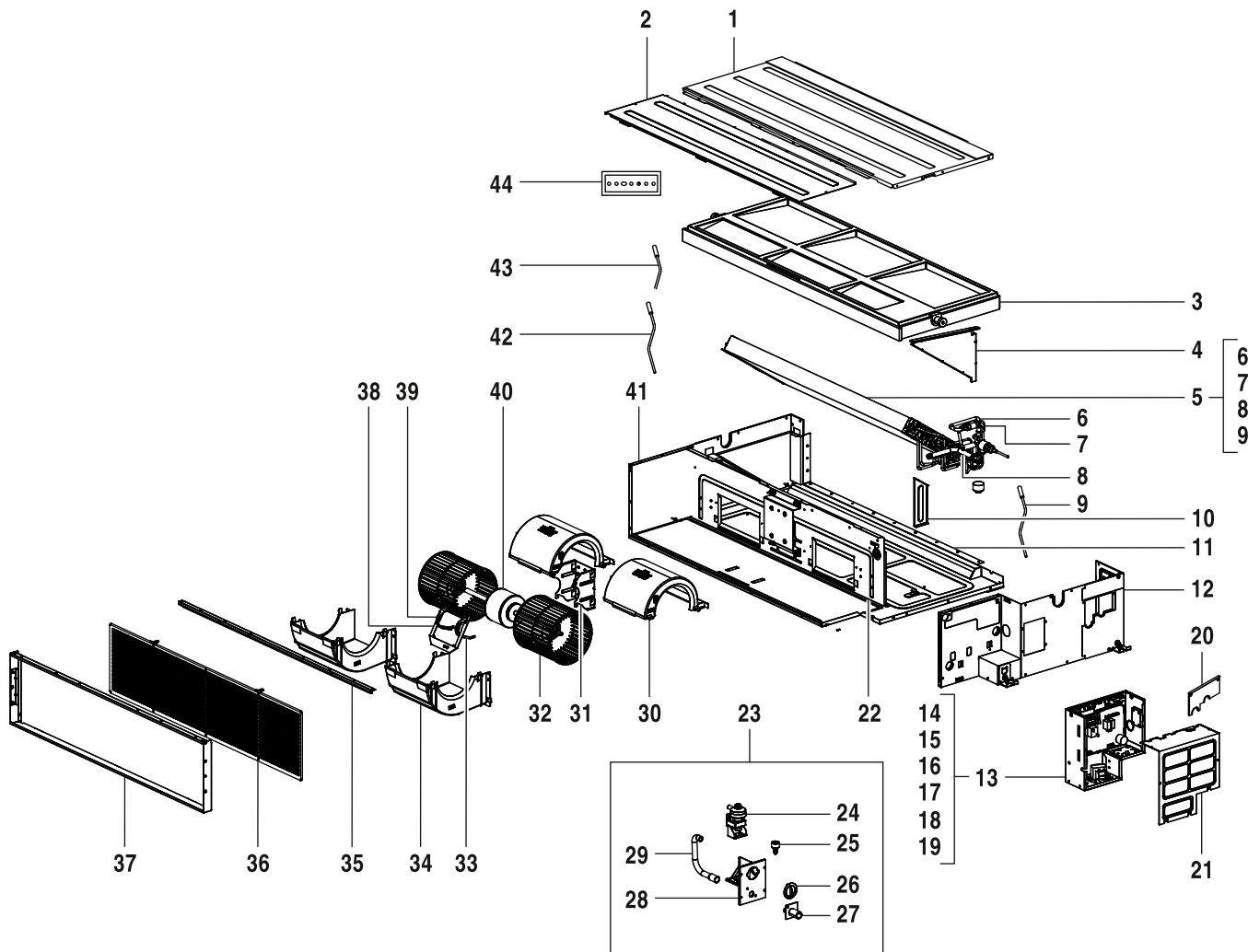
8738894891.aa.RO

AF-DM 112-1 P
 AF-DM 80-1 P
 AF-DM 90-1 P

7733700654
 7733700652
 7733700653

No.	Description	Part No.	Model			QTY	UNIT	REMARKS	REMARKS
			AF-DM 112-1 P	AF-DM 80-1 P	AF-DM 90-1 P				
1	Cover	7 739 831 665	■	■	■				
2	Cover, rear	7 739 831 664	■	■	■				
3	Drainage water pan	7 739 834 666	■	■	■				
4	Mounting plate of evaporator	7 739 831 678	■	■	■				
5	Evaporator assembly	8 733 501 432	■		■				
5	Evaporator assembly	8 733 501 434		■	■				
6	Evaporator inlet pipe assembly	8 733 501 478	■		■				
6	Evaporator inlet pipe assembly	8 733 501 480		■	■				
7	Electronic expansion valve assembly	8 733 501 352		■	■				
7	Electronic expansion valve assembly	8 733 501 354	■		■				
8	Evaporator outlet pipe assembly	8 733 501 501		■	■				
8	Evaporator outlet pipe assembly	8 733 501 502	■		■				
9	Pipe temperature sensor	7 739 834 388	■	■	■				
10	Side plate assembly, right	7 739 834 843	■	■	■				
11	Chassis assembly	7 739 832 228	■	■	■				
12	Side plate assembly	8 733 501 668	■	■	■				
13	E-part box with electronic components	8 733 501 381	■	■	■				
14	E-part box housing	8 733 501 375	■	■	■				
15	Indoor unit main PCB	8 733 501 551	■	■	■				
16	Wiring terminal	7 739 831 566	■	■	■				
17	Reactor	7 739 834 837	■	■	■				
18	Wiring terminal	8 733 501 716	■	■	■				
19	Mounting plate of PCB	8 733 501 585	■	■	■				
20	Pipe clamp assembly	7 739 831 676	■	■	■				
21	Cover of E-part box	8 733 501 316	■	■	■				
22	Beam assembly	8 733 501 217	■	■	■				
23	Drainage pump	8 733 501 344	■	■	■				
24	Drainage pump	8 733 501 342	■	■	■				
25	Water level switch	8 733 501 715	■	■	■				
26	Cover of water testing hole	7 739 831 440	■	■	■				
27	Drainage pipe	7 739 831 315	■	■	■				
28	Bracket of drainage pump	8 733 501 237	■	■	■				
29	Drainage pipe	7 739 831 628	■	■	■				
30	Shell of centrifugal fan, up	7 739 831 653	■	■	■				
31	Supporter	7 739 834 810	■	■	■				
32	Centrifugal fan	7 739 831 648	■	■	■				
33	Cover of motor, right	7 739 831 541	■	■	■				
34	Shell of centrifugal fan, down	7 739 831 660	■	■	■				
35	Beam, rear	7 739 831 663	■	■	■				
36	Air filter	7 739 831 661	■	■	■				
37	Flange assembly	7 739 831 662	■	■	■				
38	Board assembly	7 739 834 630	■	■	■				
39	Cover of motor, left	7 739 831 538	■	■	■				
40	Brushless DC motor	7 739 834 659	■	■	■				
41	Side plate assembly, left	7 739 831 650	■	■	■				
42	Pipe temperature sensor	7 739 831 461	■	■	■				
43	Pipe temperature sensor	7 739 834 388	■	■	■				
44	Display board	7 739 834 665	■	■	■				
AF-DM 112-1 P		7733700654							
AF-DM 80-1 P		7733700652							
AF-DM 90-1 P		7733700653							

Spare parts list



8738894891.aa.RO


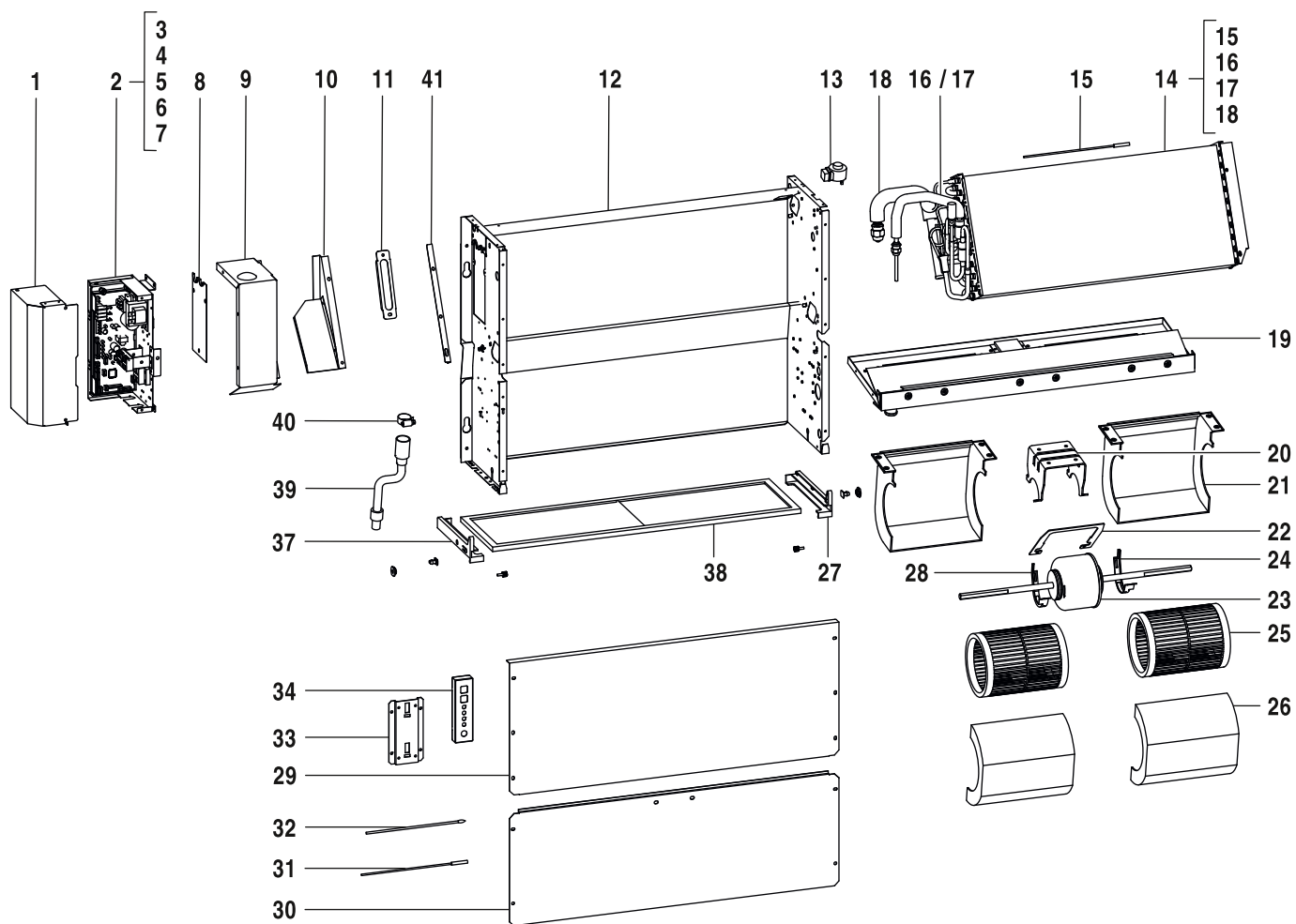
AF-DM 112-1 P
 AF-DM 80-1 P
 AF-DM 90-1 P

7733700654
 7733700652
 7733700653

Description		AF-DM 112-1 P	AF-DM 80-1 P	AF-DM 90-1 P																																	Remarks
Connection cable AF-IDU	8 750 501 446	■	■	■																																	
Adapter CCB V14 (400mm)	8 750 502 330	■	■	■																																	

AF-DM 112-1 P	7733700654
AF-DM 80-1 P	7733700652
AF-DM 90-1 P	7733700653

Spare parts list


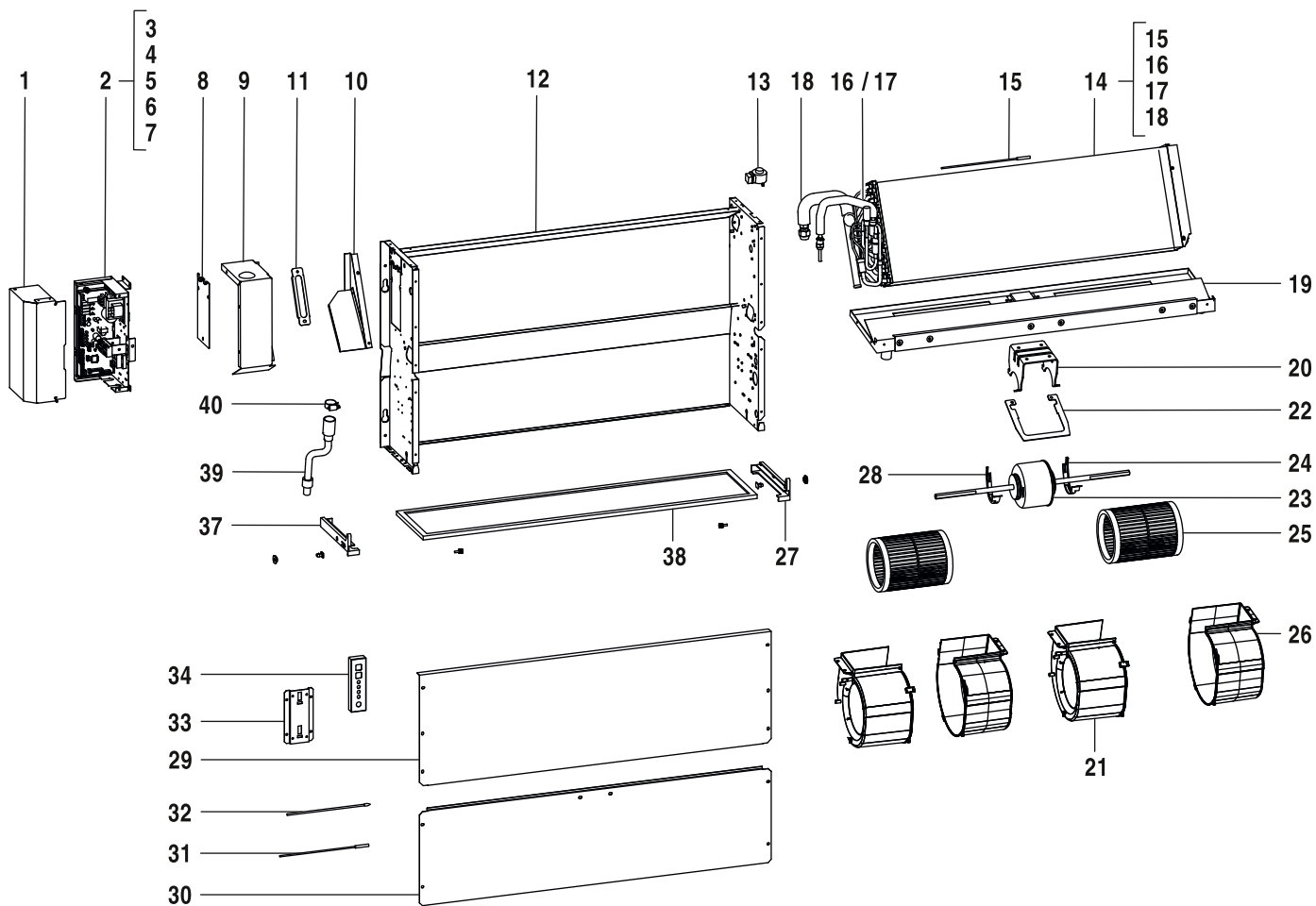


8738894852.aa.RO

AF-F 22-1
AF-F 28-1

7733700688
7733700689

Spare parts list


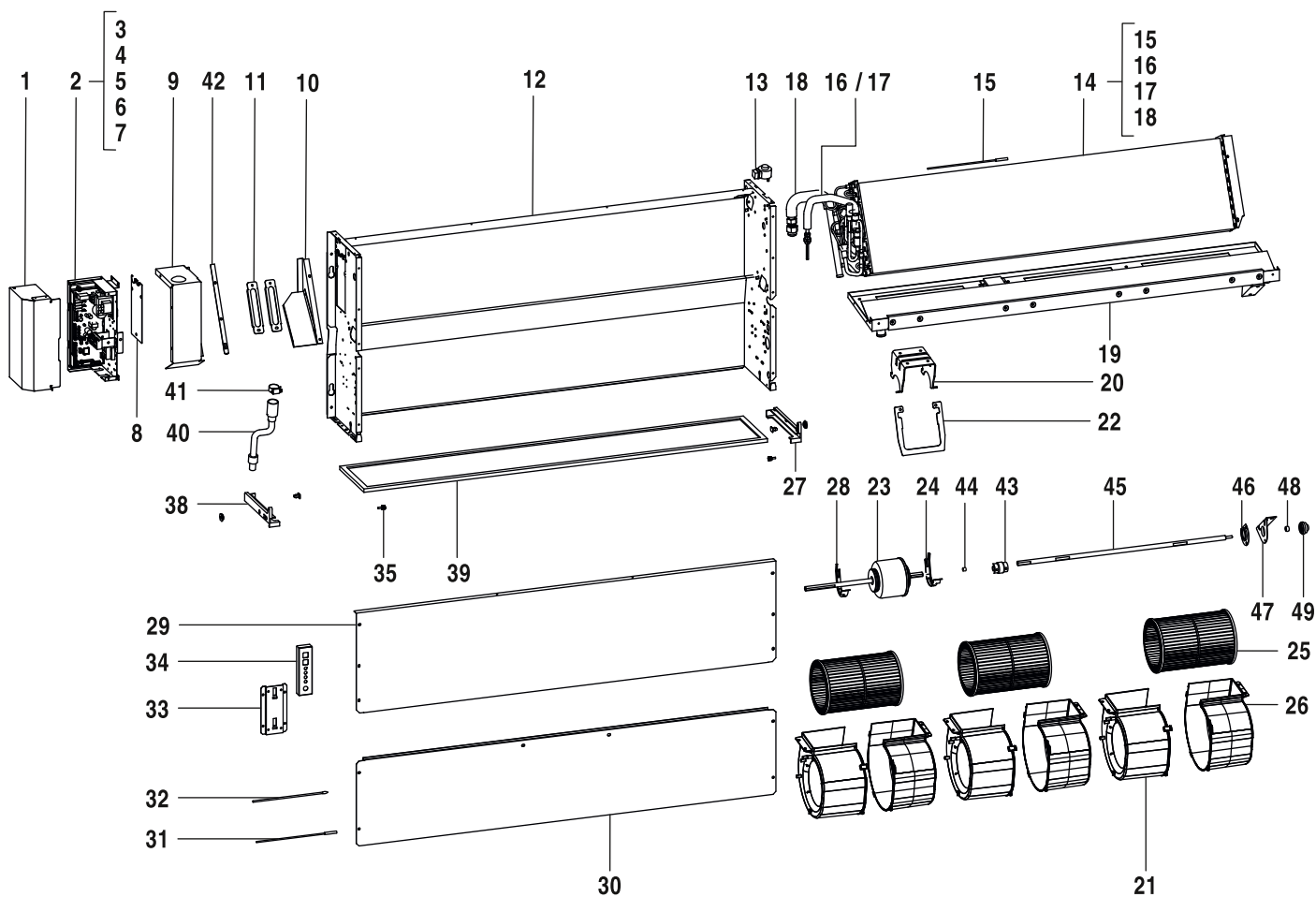


8738894853.aa.RO

AF-F 36-1
AF-F 45-1

7733700690
7733700691

Spare parts list


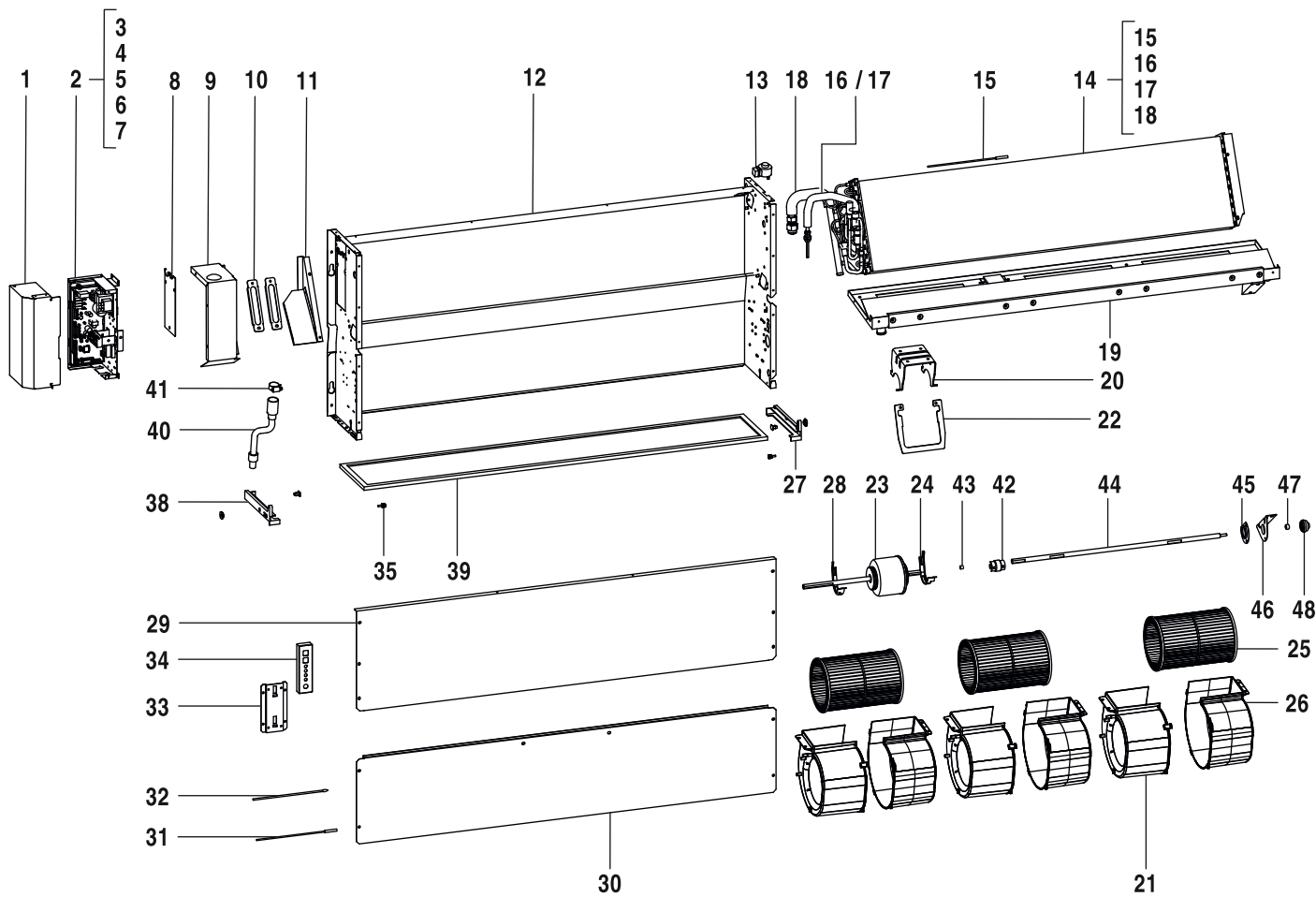


8738894854.aa.RO

AF-F 56-1
AF-F 71-1


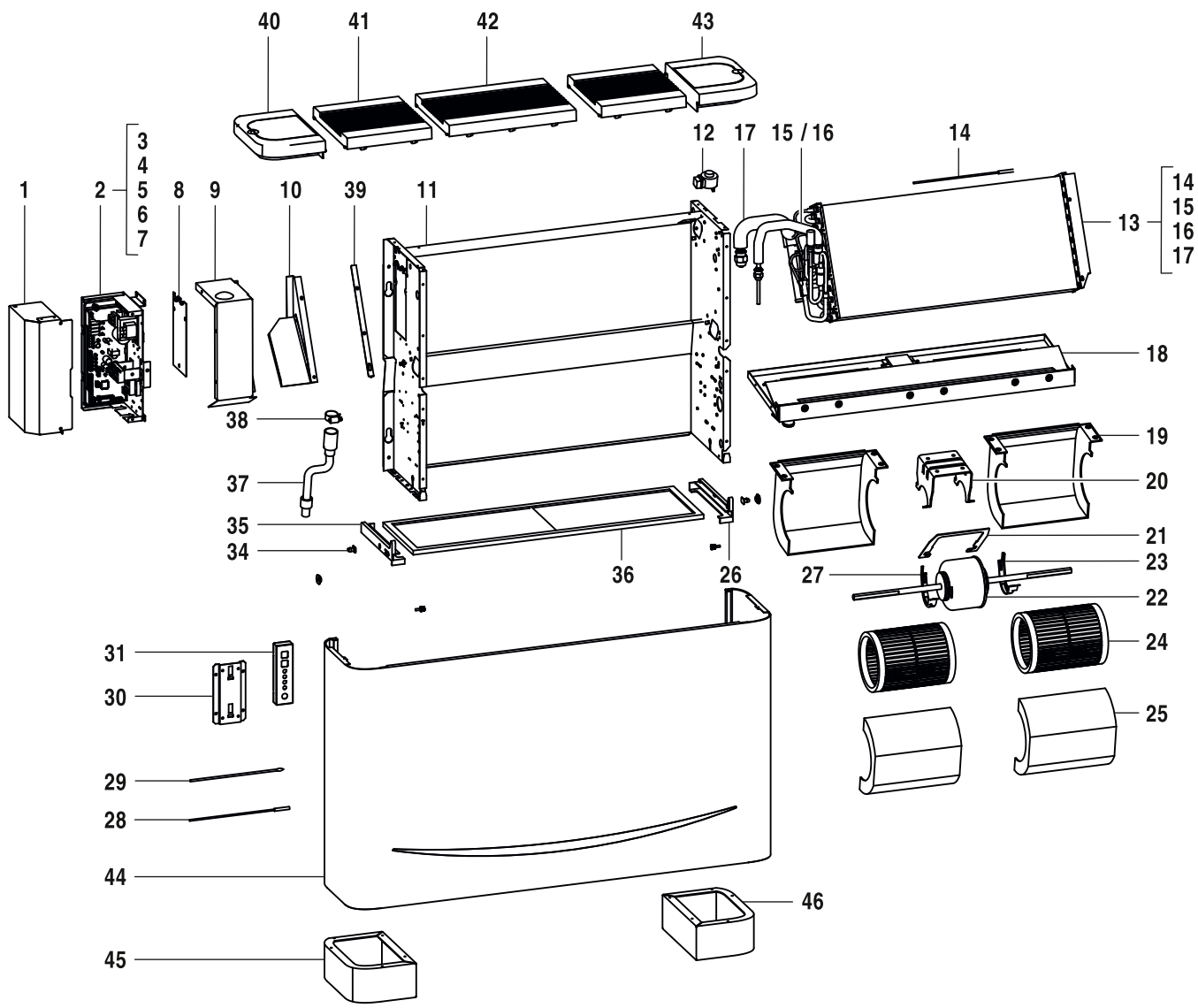
7733700692
7733700693

Spare parts list



8738894855.aa.RO


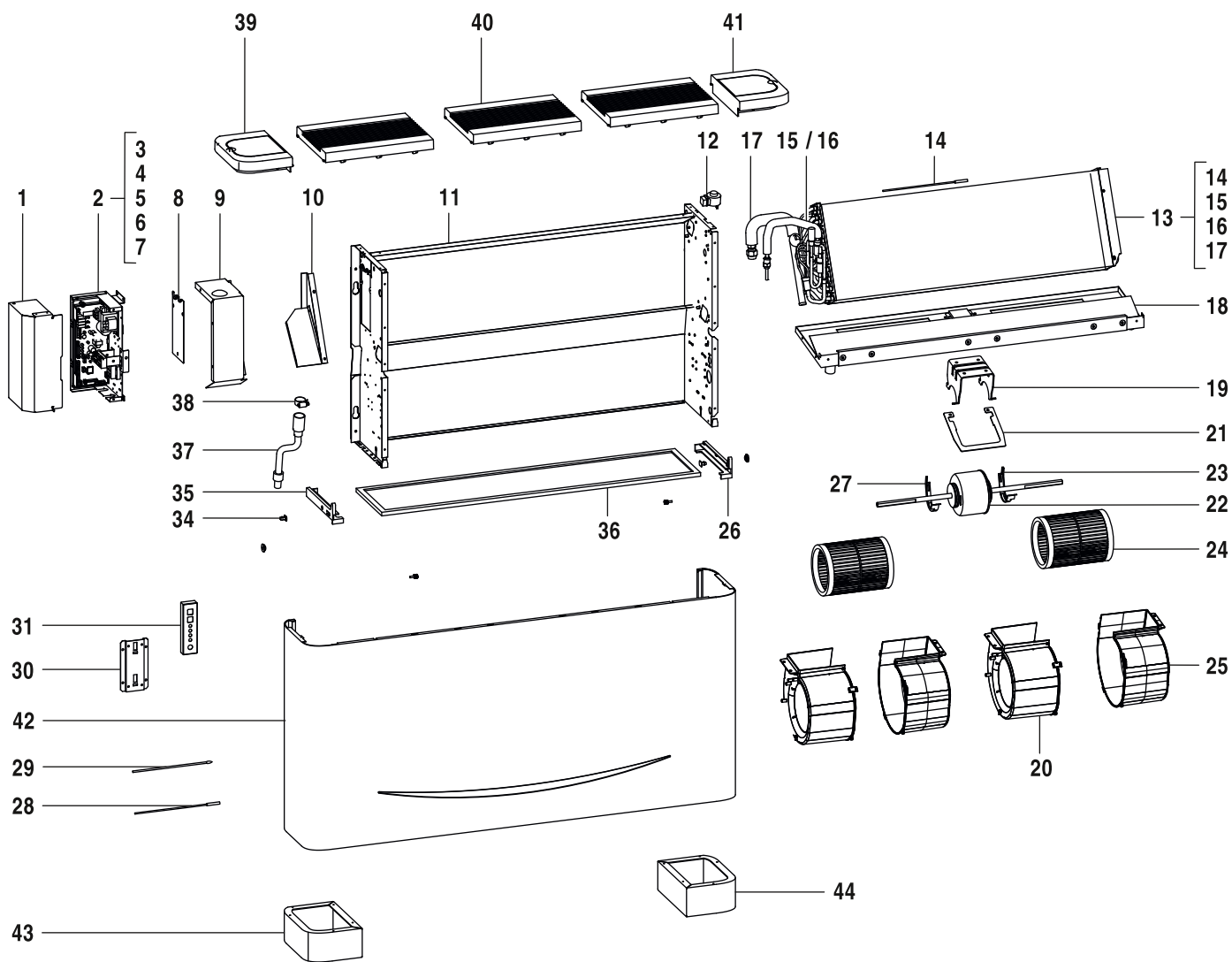
Spare parts list



8738894845.aa.RO

AF-FC 22-1	7733700681
AF-FC 28-1	7733700682


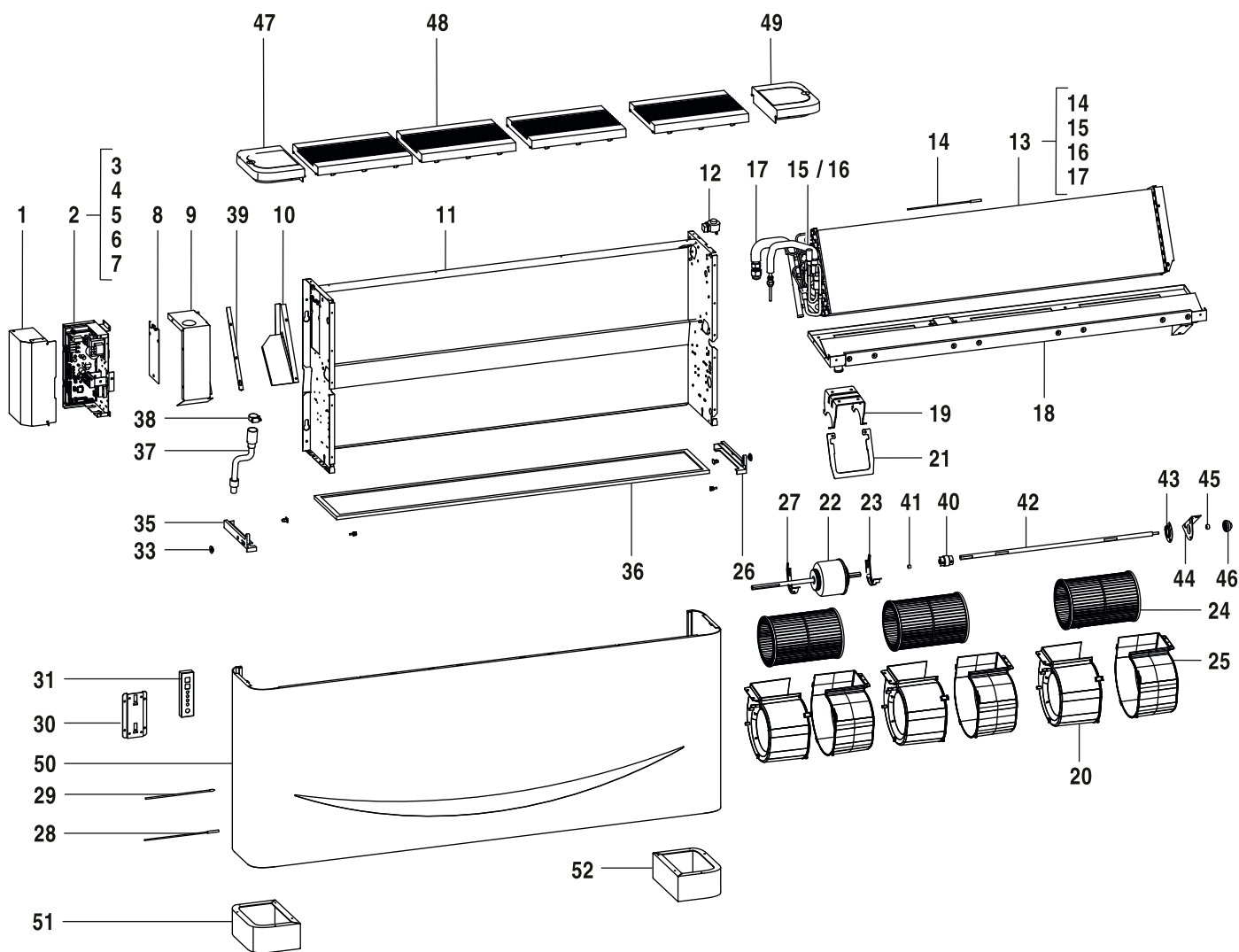
Spare parts list



8738894846.aa.RO

AF-FC 36-1	7733700683
AF-FC 45-1	7733700684


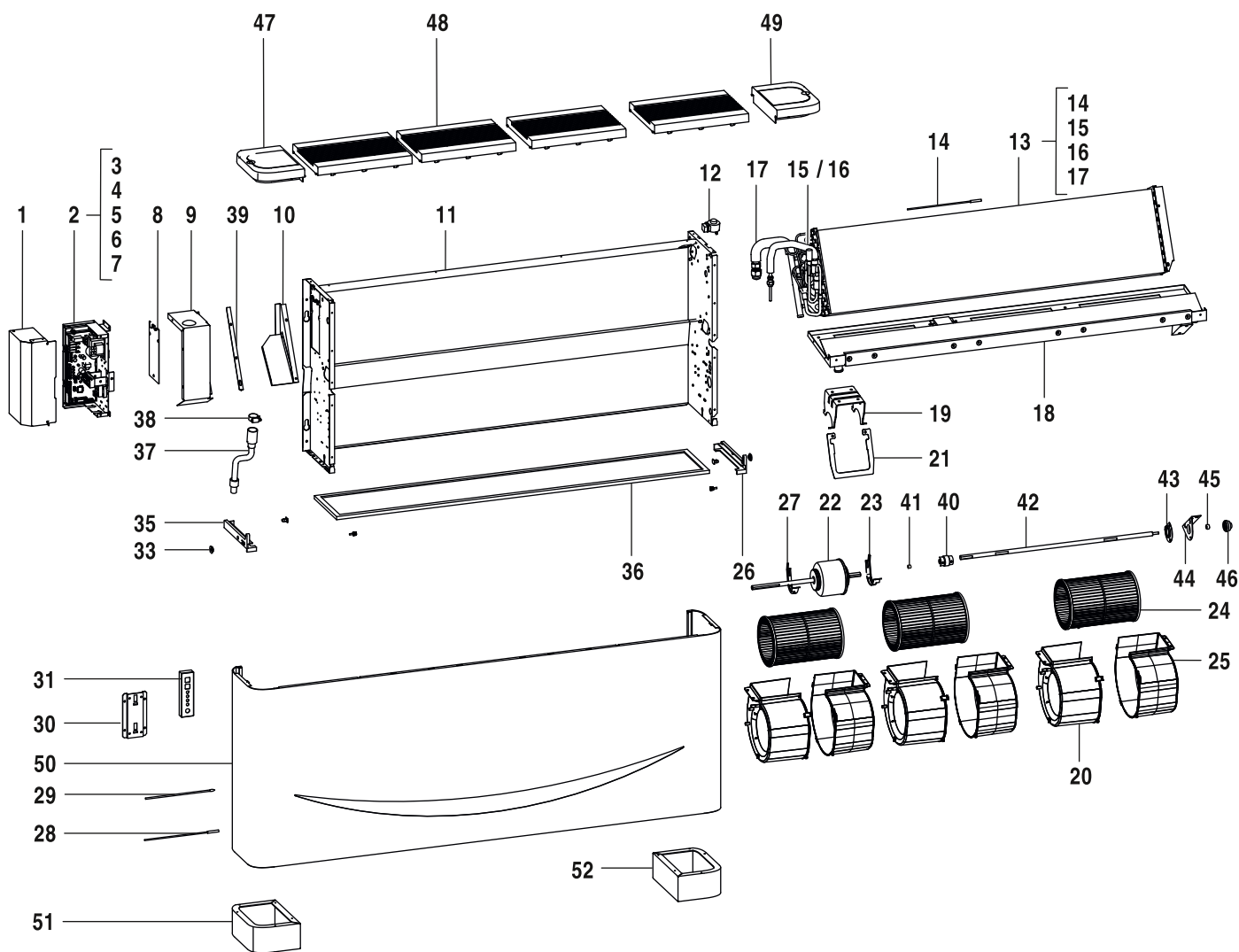
Spare parts list



8738894847.aa.RO

AF-FC 56-1 7733700685
 AF-FC 71-1 7733700686

Spare parts list




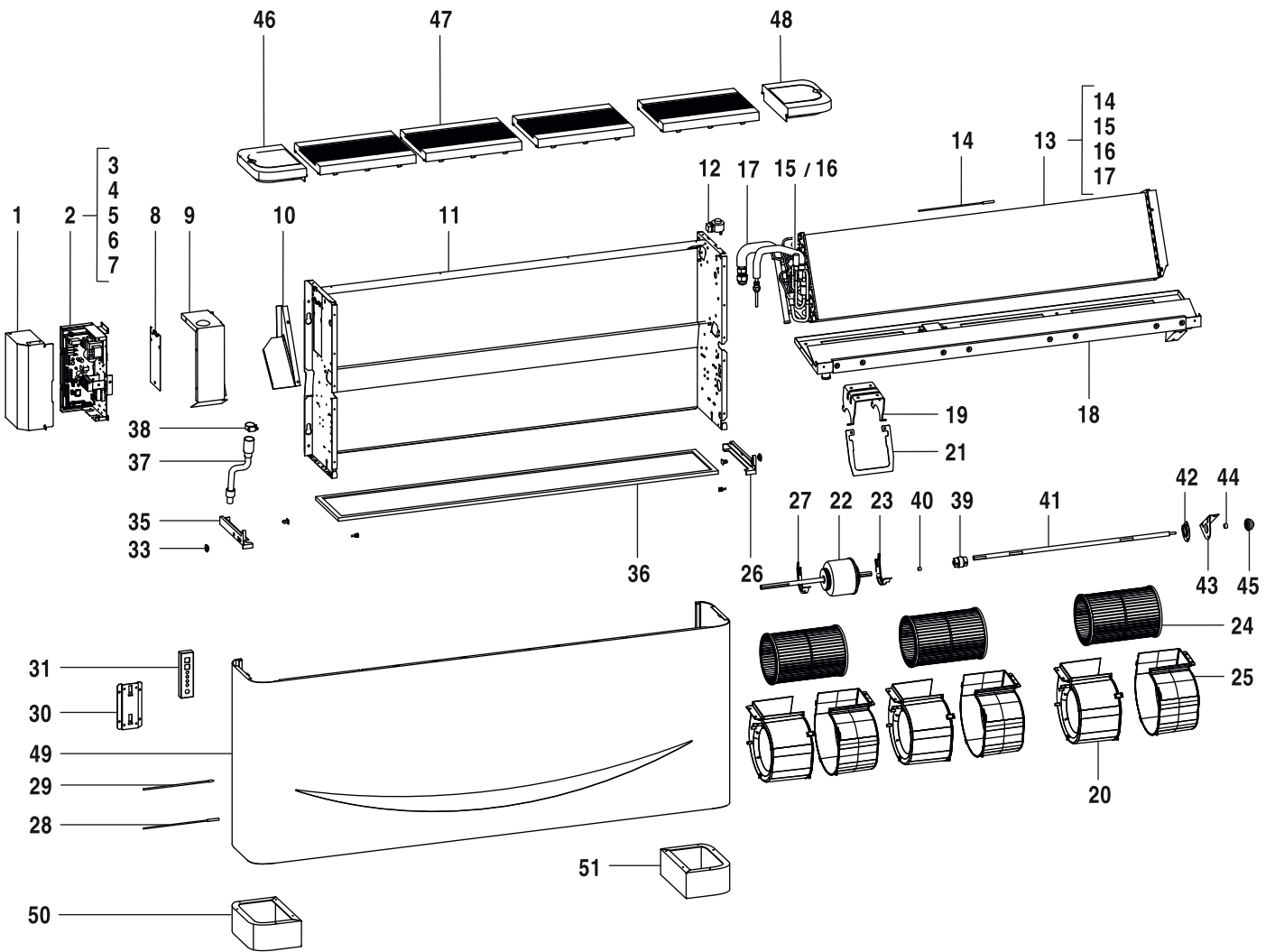
8738894847.aa.RO

AF-FC 56-1	7733700685
AF-FC 71-1	7733700686

	Description		AF-FC 56-1	AF-FC 71-1																														Remarks
52	Right foot, floor standing unit	7 739 834 926	■	■																														
	Connection cable AF-IDU	8 750 501 446	■	■																														
	Adapter CCB V14 (400mm)	8 750 502 330	■	■																														


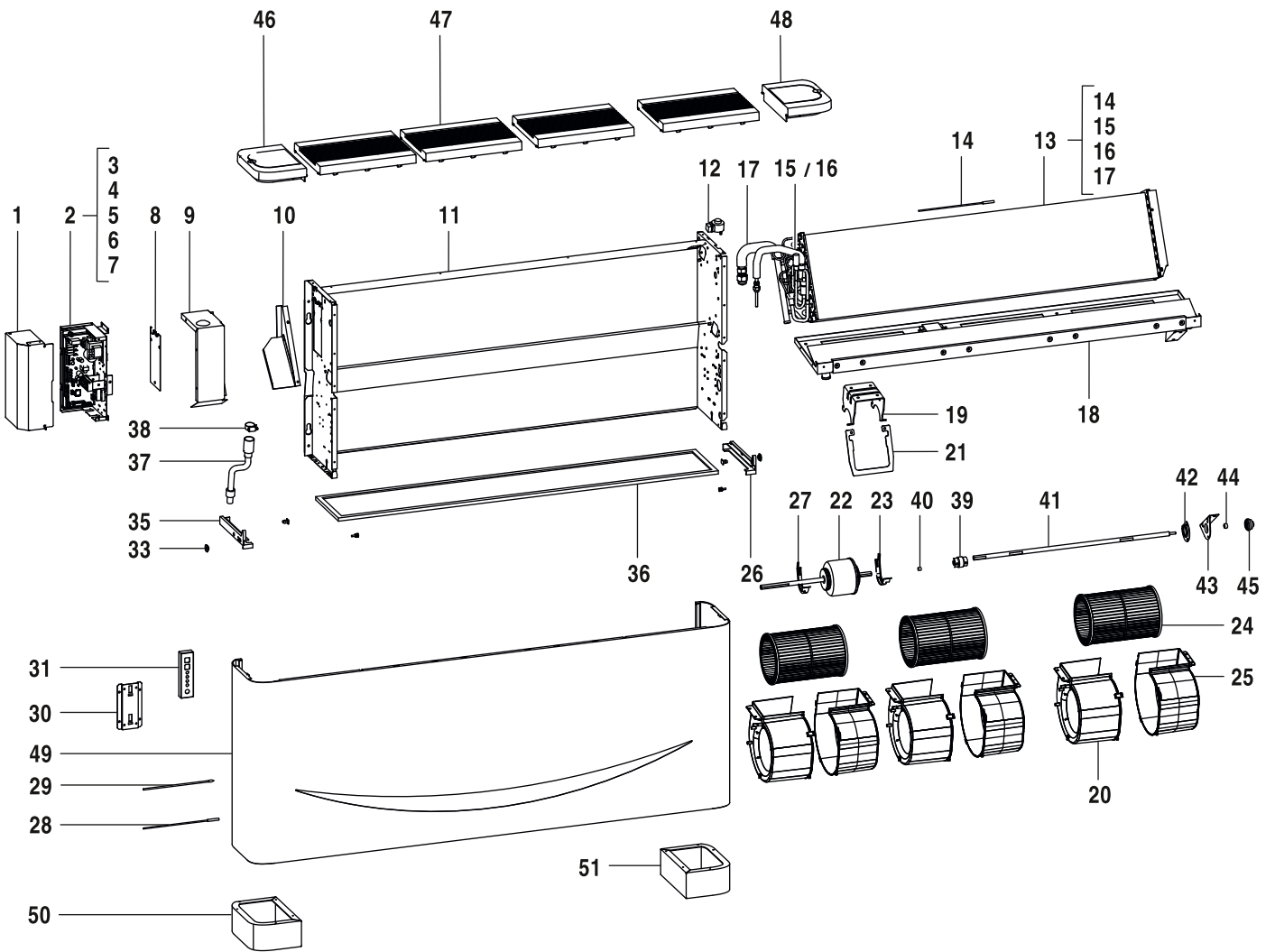
AF-FC 56-1 7733700685
AF-FC 71-1 7733700686

Spare parts list



8738894848.aa.RO

Spare parts list


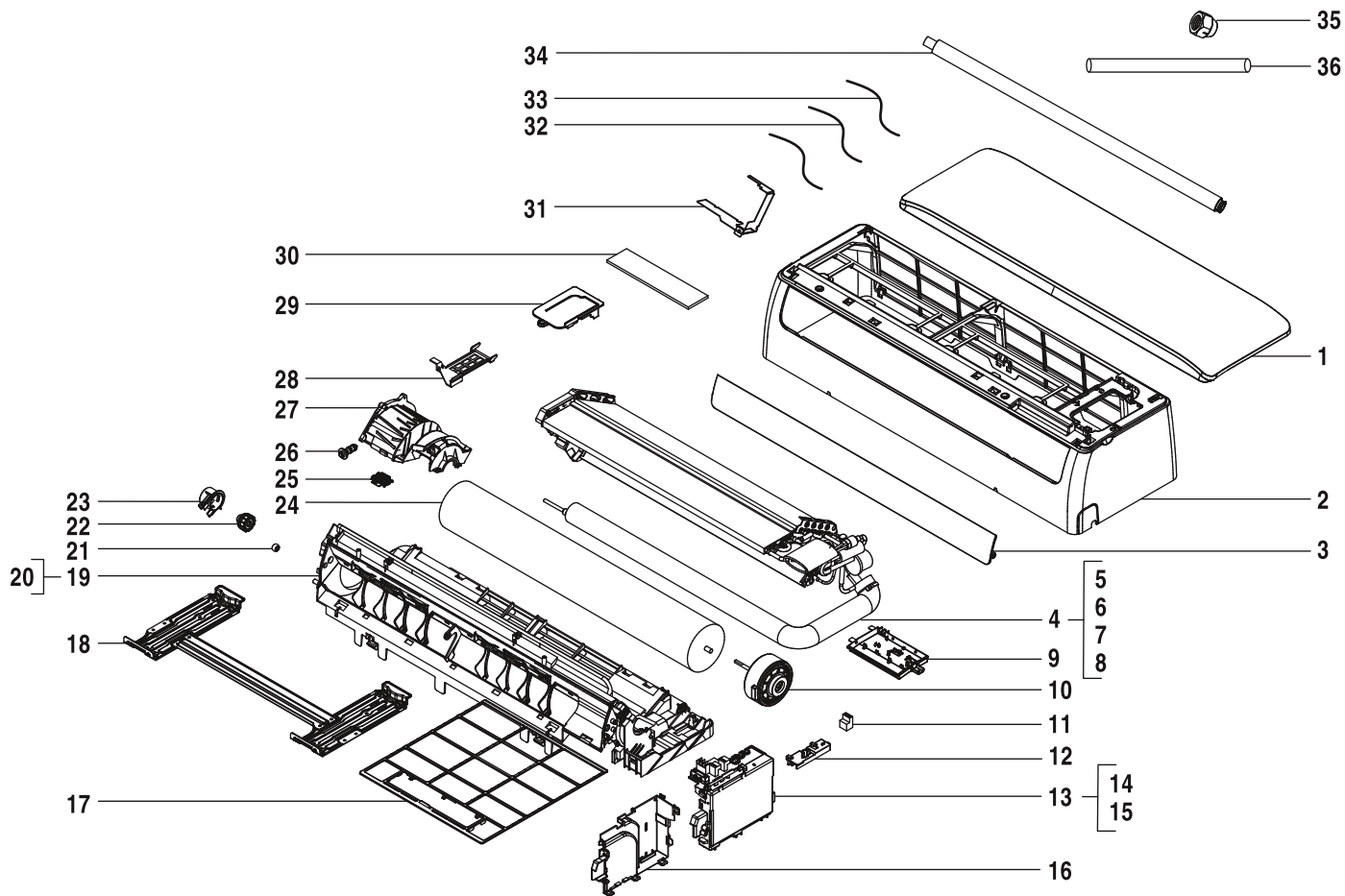


8738894848.aa.RO

Description		AF-FC 80-1																																			Remarks
Connection cable AF-IDU	8 750 501 446	■																																			
Adapter CCB V14 (400mm)	8 750 502 330	■																																			

AF-FC 80-1 7733700687


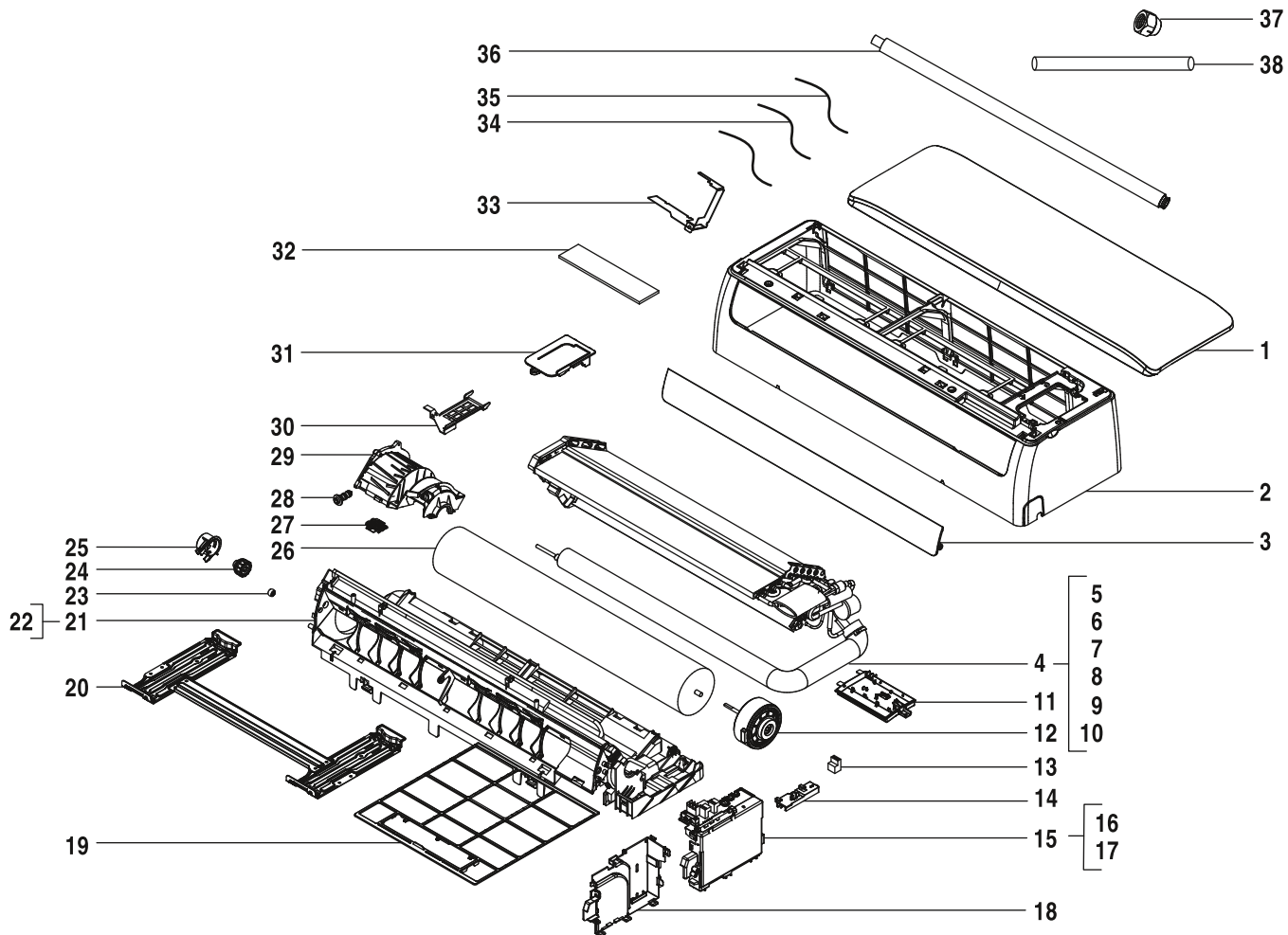
Spare parts list



8738894916.aa.RO


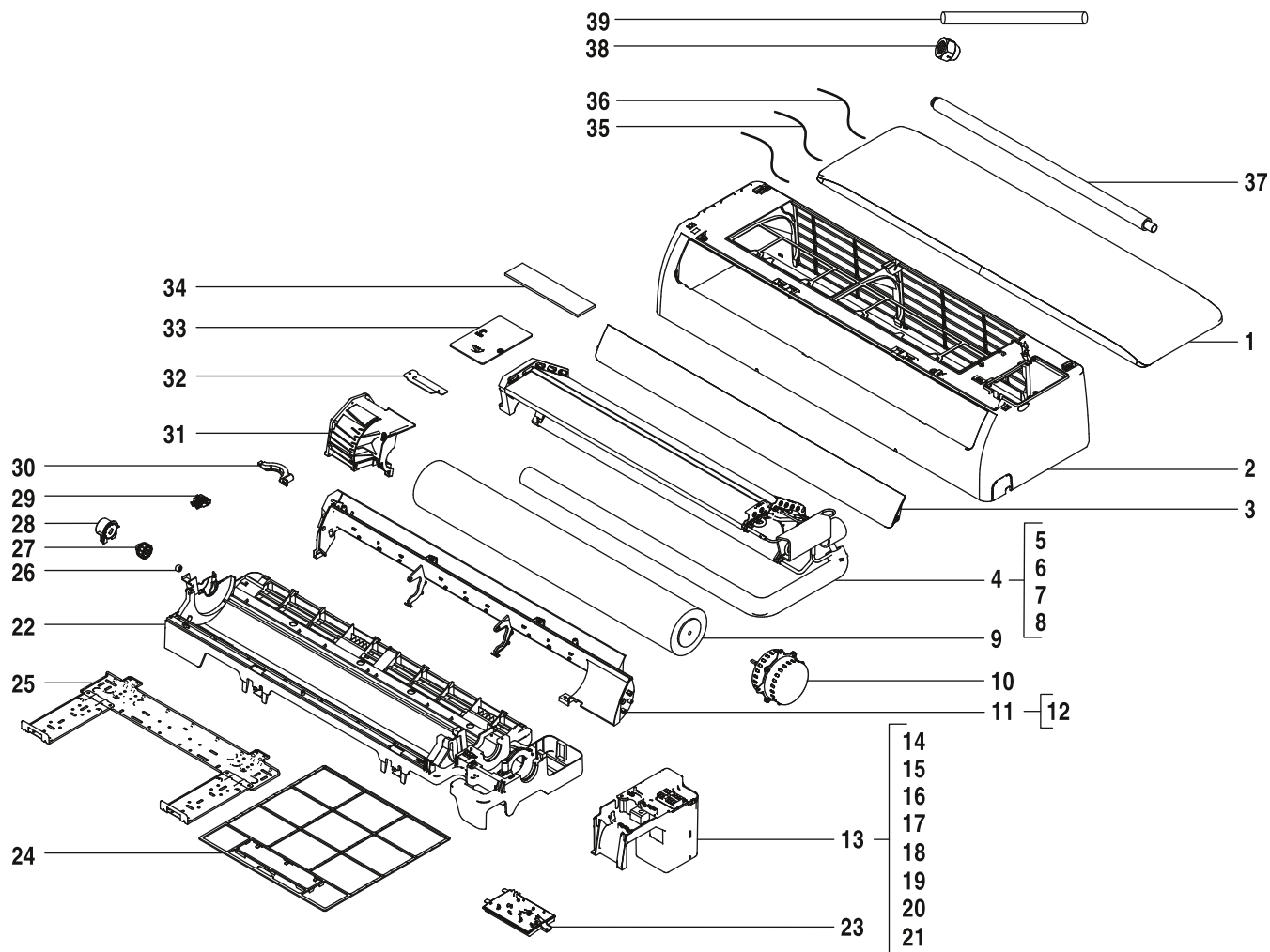
	Description		AF-W 22-1																							Remarks	
1	Panel	8 733 501 606	■																								
2	Panel frame assembly	7 739 834 823	■																								
3	Louver	7 739 834 788	■																								
4	Evaporator assembly	8 733 501 457	■																								
5	Pipe temperature sensor	8 733 501 624	■																								
6	Evaporator inlet pipe assembly	7 739 834 715	■																								
7	Evaporator outlet pipe assembly	7 739 834 721	■																								
8	Evaporator assembly	8 733 501 428	■																								
9	Display board	8 733 501 336	■																								
10	Brushless DC motor	7 739 834 658	■																								
11	Connector	7 739 834 880	■																								
12	Cover of E-part box	7 739 834 689	■																								
13	E-part box with electronic components	8 733 501 397	■																								
14	E-part box housing	7 739 834 681	■																								
15	Main control board IDU	8 750 501 440	■																								
16	E-part box housing	7 739 834 680	■																								
17	Air filter	7 739 834 747	■																								
18	Mounting plate	7 739 834 778	■																								
19	Chassis assembly	7 739 834 620	■																								
20	Step motor	7 739 834 736	■																								
21	Bearing	7 739 831 455	■																								
22	Bearing base	7 739 834 627	■																								
23	Bearing base	7 739 834 628	■																								
24	Cross flow fan	7 739 834 655	■																								
25	Temperature sensor clip	7 739 834 855	■																								
26	Water pipe plug	7 739 834 667	■																								
27	Cover of motor	7 739 834 807	■																								
28	Pipe clamp assembly	7 739 834 829	■																								
29	Cover of E-part box	8 733 501 312	■																								
30	Air filter	7 739 834 763	■																								
31	E-Part box fire-proof plate	8 733 501 367	■																								
32	Pipe temperature sensor	7 739 831 461	■																								
33	Pipe temperature sensor	7 739 834 856	■																								
34	Drainage pipe	7 739 832 011	■																								
35	Copper nut	7 739 836 222	■																								
36	Drainage pipe	8 733 501 338	■																								
	Adapter CCB V14 (400mm)	8 750 502 330	■																								
AF-W 22-1		7733700665																									

Spare parts list



8738894917.aa.RO


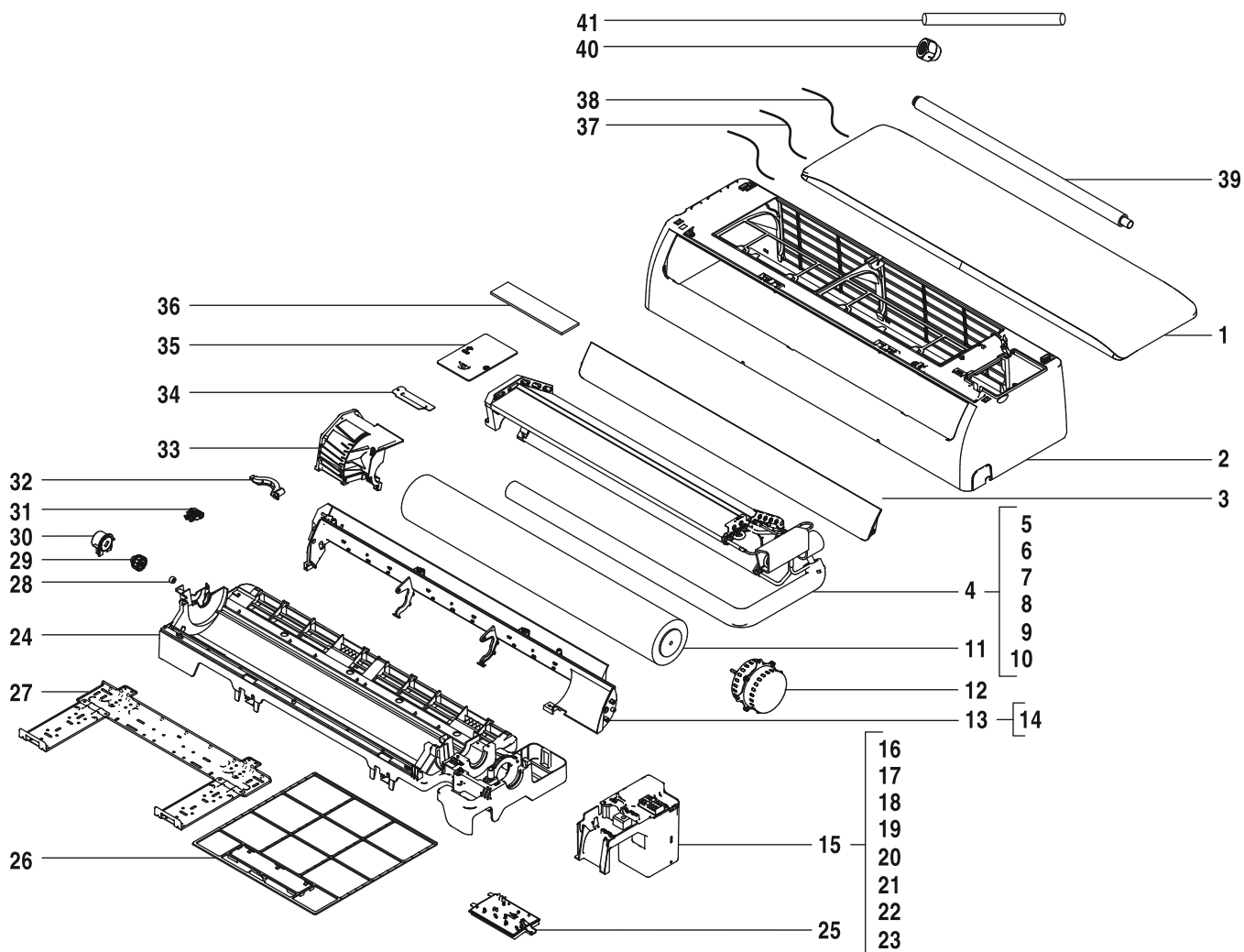
Spare parts list



8738894918.aa.RO

	Description		AF-W 36-1																							Remarks	
1	Panel	8 733 501 607	■																								
2	Panel frame assembly	7 739 834 824	■																								
3	Louver	7 739 834 785	■																								
4	Evaporator assembly	8 733 501 458	■																								
5	Pipe temperature sensor	8 733 501 624	■																								
6	Evaporator inlet pipe assembly	7 739 834 717	■																								
7	Evaporator outlet pipe assembly	7 739 834 723	■																								
8	Evaporator assembly	8 733 501 429	■																								
9	Cross flow fan	7 739 834 656	■																								
10	Brushless DC motor	7 739 834 633	■																								
11	Air outlet frame assembly	7 739 834 611	■																								
12	Step motor	7 739 834 851	■																								
13	E-part box with electronic components	8 733 501 396	■																								
14	E-part box housing	7 739 834 682	■																								
15	Cover of E-part box	7 739 834 690	■																								
16	AFW-1 36-56 main board	8 750 501 473	■																								
17	Wiring terminal	7 739 834 881	■																								
18	Wiring terminal	8 733 501 719	■																								
19	Cover of E-part box	8 733 501 315	■																								
20	Cover of E-part box	8 733 501 314	■																								
21	Cover of E-part box	8 733 501 323	■																								
22	Chassis assembly	7 739 834 614	■																								
23	Display board	8 733 501 336	■																								
24	Air filter	7 739 834 748	■																								
25	Mounting plate	7 739 834 779	■																								
26	Bearing	7 739 831 455	■																								
27	Bearing base	7 739 834 627	■																								
28	Bearing base	7 739 834 628	■																								
29	Temperature sensor clip	7 739 834 855	■																								
30	Motor press plate	7 739 834 808	■																								
31	Cover of motor	7 739 834 805	■																								
32	Pipe clamp	7 739 834 831	■																								
33	Cover of E-part box	7 739 834 675	■																								
34	Air filter	7 739 834 763	■																								
35	Pipe temperature sensor	7 739 831 461	■																								
36	Pipe temperature sensor	7 739 834 856	■																								
37	Drainage pipe	7 739 832 011	■																								
38	Copper nut	7 739 836 222	■																								
39	Drainage pipe	8 733 501 338	■																								
	Adapter CCB V14 (400mm)	8 750 502 330	■																								
AF-W 36-1		7733700667																									

Spare parts list


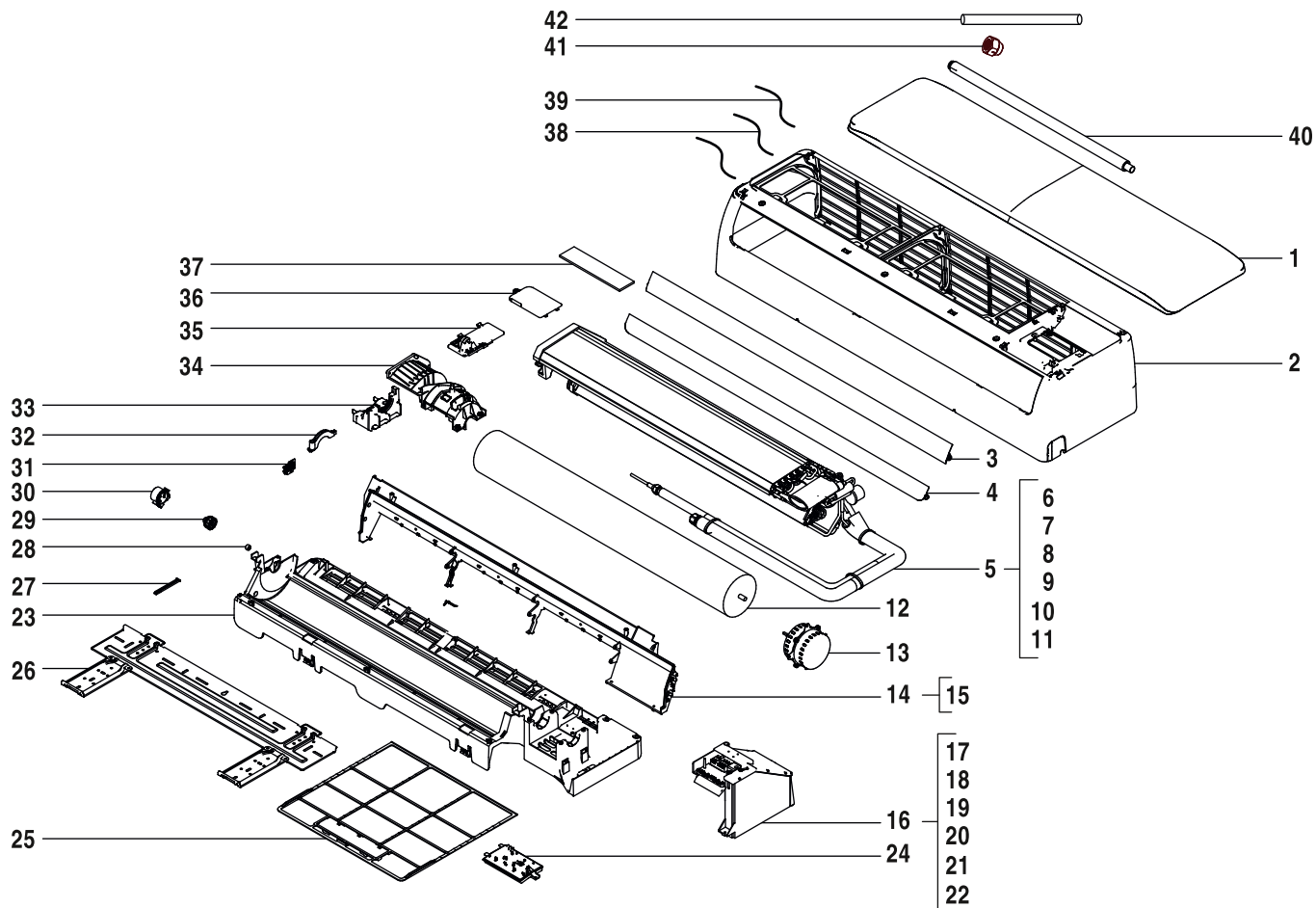


8738894919.ab.RO

AF-W 45-1
AF-W 56-1

7733700668
7733700669

Spare parts list



8738894920.aa.RO

AF-W 71-1	7733700670
AF-W 80-1	7733700671
AF-W 90-1	7733700672



BOSCH

Bosch Thermotechnik GmbH
Junkersstr. 20-24
D-73249 Wernau / Germany